


Philippine State College of Aeronautics
Lapsing Schedules for Property, Plant & Equipment
for CY 2013



Account Title	Account Code	Beginning Balance	2013 Additions	2013 Disposals	Ending Balance
Land	201	95,997,000.00	159,003,000.00	-	255,000,000.00
Other Structures	215	-	6,977,372.74	-	6,977,372.74
Office Equipment	221	14,973,466.72	4,346,095.00	-	19,319,561.72
Furnitures & Fixtures	222	2,043,704.84	6,716,866.88	-	8,760,571.72
IT Equipment & Software	223	18,895,697.08	5,933,658.00	-	24,829,355.08
Library Books	224	1,439,816.00	84,500.00	-	1,524,316.00
Communication Equipment	229	589,855.00	492,660.00	-	1,082,515.00
Firefighting Equipment & Accessories	231	15,600.00	277,200.00	-	292,800.00
Medical, Dental, & Laboratory Equipment	233	-	347,000.00	-	347,000.00
Sports Equipment	235	289,102.00	14,850.00	-	303,952.00
Technical & Scientific Equipment	236	16,430,084.43	4,339,000.00	-	20,769,084.43
Other Machineries & Equipment	240	1,205,524.05	2,305,925.00	-	3,511,449.05
Motor Vehicles	241	4,118,176.30	7,643,200.00	-	11,761,376.30
Aircrafts/ Aircraft Ground Equipment	243	12,408,359.00	1,400,000.00	-	13,808,359.00
Other Property Plants & Equipment	250	1,040,022.00	-	-	1,040,022.00
GRAND TOTAL	P	100,355,000.00	159,003,000.00	-	259,358,000.00

Prepared by:

MELCHOR P. INALDO, JR., CPA
Accountant I


Certified Correct:



IMELDA F. NAVIGAR, CPA, MPA
Accountant III

Republic of the Philippines
PHILIPPINE STATE COLLEGE OF AERONAUTICS
Piccio Garden Villamor, Pasay City

COA Copy

SCHEDULE / AGING OF ACCOUNTS PAYABLE
As of December 31, 2013

Account Code: 401

No.	Name of Creditor	Amount Balance	Amount Due					Remarks
			Current		Past Due			
			less than 90 days	91-365 days	Over 1 year	Over 2 years	3 years & above	
1	AETC FAB	P 59,050.00		P 59,050.00				Electric Bill, Dec 2013 (FAB Campus)
2	Air Defense Wing, PAF	47,985.00		47,985.00				Electric Bill, Dec 2013 (BAB Campus)
3	El Kapitan Pro Sounds	140,625.00		140,625.00				Rental of Sound System, Opening of 26th SCUAA-NCR Games
4	Floridablanca Water District	3,137.00		3,137.00				Water Bill, Dec 2013
5	Floridablanca Water District	2,064.25		2,064.25				Water Bill, Dec 2013
6	Gamma Line Enterprises	29,575.89		29,575.89				Purchase of Projector for ILAS Department
7	Gamma Line Enterprises	42,589.28		42,589.28				Purchase of supplies and materials for office renovation
8	Gamma Line Enterprises	262,728.57		262,728.57				Purchase of supplies and materials for pathway's repair
9	Golden King Sales & Trading, Inc.	18,455.35		18,455.35				Purchase of two steel cabinets for FAB Campus
10	Innovate Communication Inc.	2,833.11		2,833.11				Internet bill, Nov 17-Dec 16, 2013
11	Innovate Communication Inc.	10,260.91		10,260.91				Internet bill, Nov 27-Dec 26, 2013
12	Kristiano Enterprises, Inc.	458,850.00		458,850.00				Purchase of 26th SCUAA uniforms for PhilSCA-VAB delegation
13	MAA General Assurance Phils., Inc	1,083.43		1,083.43				Additional insurance coverage of students enrolled
14	Master Sports	101,932.24		101,932.24				Purchase of 28 pairs of playing uniforms
15	Maynilad Water Services, Inc.	381,394.60		381,394.60				Water Bill, Nov 27 to Dec 28, 2013
16	Metdrie Trading	50,140.80		50,140.80				Purchase of 10 units and refill of Fire extinguishers
Sub - total		P 1,612,705.43	-	P 1,181,170.03	-	-	-	
Prepared By:  Zernan E. Fugata Support Staff								
Certified Correct:  IMELDA F. NAVIGAR Accountant III								

Republic of the Philippines
PHILIPPINE STATE COLLEGE OF AERONAUTICS
Picco Garden Villamor, Pasay City


JA Copy


SCHEDULE / AGING OF ACCOUNTS PAYABLE

As of December 31, 2013

Account Code: 401

No.	Name of Creditor	Amount Balance	Amount Due					Remarks
			Current		Past Due			
			less than 30 days	91-365 days	Over 1 year	Over 2 years	3 years or above	
	Balance Forwarded	P 1,612,705.43	-	P 1,181,170.03	-	-	-	
17	OMNI Aviation Corp.	40,075.20		40,075.20				Hangarage Rental for Dec 2013
18	PLDT	1,758.69		1,758.69				Telephone bill, Nov 2013
19	PLDT	13,604.85		13,604.85				Telephone bill, as of Dec 27, 2013
20	PLDT	16,382.23		16,382.23				Telephone Bill, as of Dec 17, 2013 (FAB Campus)
21	PLDT	14,763.62		14,763.62				Telephone Bill Nov 18-Dec 16, 2013
22	PLDT	983.23		983.23				Telephone bill, Dec 1-30, 2013
23	Ramin Printing Press	91,437.50		91,437.50				Printing of 15,000 exam permit / 2650 test booklets
24	Renato Ramos Newstand	12,366.72		12,366.72				Newspaper Subscription Dec 2013
25	San Fernando Electric Light & Power Co	70,239.46		70,239.46				Fmt of electric meter installed at PhilSCA BAB Campus
26	Sejam Enterprises	56,946.61		56,946.61				Purchase of various spare parts for Aircons' maintenance
27	Sejam Enterprises	161,327.74		161,327.74				Purchase of Sports Uniforms
28	SMART Comm, Inc.	4,150.35		4,150.35				Telephone bill, Nov 7 to Dec 6, 2013
29	SMART Comm, Inc.	1,687.50		1,687.50				Mobile Phone charges, Nov 25 to Dec 24, 2013
30	SMART Comm, Inc.	1,687.50		1,687.50				Mobile Phone charges, Nov 25 to Dec 24, 2013
31	SMART Comm, Inc.	1,687.50		1,687.50				Dec 2013 mobile charges
32	Sun Cellular	23,990.32		23,990.32				Mobile phone charges, Dec 1-30, 2013
33	Topcoms Marketing	279,075.10		279,075.10				Purchase of Sports Equipment for 28th SCUAA NCR Games
34	Ybanez Reading Supply	3,073.92		3,073.92				Newspaper Subscription Dec 2013
	Sub - total	P 2,407,943.47	-	P 1,694,259.05	-	-	-	

Prepared By:

Zernan E Fugata
Support Staff

Certified Correct :

IMELDA F. NAVIGAR
Accountant III

Prepared By:


Zernan E. Fugata
 Support Staff

Certified Correct:

IMELDA F. NAVIGAR
 Accountant III

PRIOR YEARS' ADJUSTMENT		Amount		Balance
Date	Reference	Debit	Credit	
2013				
31-Jan	CkJ Loc 13- 01 -0001	5,668.94		
		7,158.68		
		12,249.66		
		7,946.21		
		27,834.36		
		6,762.44		
	CkJ Loc 13-01-0002	12,085.20		
		1,480.74		
		5,317.24		
		3,498.04		
		14,208.90		
		7,505.63		
		14,763.52		
		8,041.63		
		1,845.23		
	CkJ Loc 13-01-0003	1,133.00		
		7,408.00		
		322.00		
		2,395.00		
		40,240.00		
		17,000.00		
		874.00		
		6,860.00		
	CkJ Loc 13-01-0005	8,628.08		
	CkJ Loc 13-01-0040	9,532.80		
	CkJ Loc 13-01-0041	5,000.00		
	CkJ Loc 13-01-0042	8,173.00		
		11,447.70		
		10,793.10		
		25,597.21		
	CkJ Loc 13-01-0043	1,098.39		
	CkJ Loc 13-01-0045	18,282.50		
		4,400.00		
		1,320.00		
		30,710.00		
	CkJ Loc 13-01-0047	1,933.50		
		2,170.00		
		30,331.00		
	CkJ Loc 13-01-0048	8,658.00		
		6,605.72		
		6,569.26		
		5,404.38		
		6,607.46		
		5,595.37		
		6,325.48		
		2,847.15		
		31,665.78		

COMMISSION ON
OFFICE OF THE AUD
HILSCA, VAB PASA
RECEIVED
BY:
DATE: AUG 20
156504



CkDJ Loc 13-01-0049	16,418.04
	5,790.47
	3,196.83
	3,568.49
	6,409.55
	6,029.37
	6,664.74
	5,627.98
	10,159.98
	5,412.01
	6,438.96
	5,508.23
	2,438.84
	9,394.57
	11,013.02
CkDJ Loc 13-01-0053	5,401.70
CkDJ Loc 13-01-0055	2,200.00
CkDJ Loc 13-01-0059	5,180.52
CkDJ Loc 13-01-0060	3,254.08
	4,686.97
	3,571.92
CkDJ Loc 13-01-0064	4,500.00
CkDJ Loc 13-01-0065	1,166.67
	3,111.36
	4,485.12
CkDJ Loc 13-01-0066	3,190.00
	433.00
	3,190.00
	2,310.00
CkDJ Loc 13-01-0068	1,600.00
CkDJ Loc 13-01-0069	1,587.04
	6,542.52
	4,295.25
	5,244.00
CkDJ Loc 13-01-0076	700.00
CkDJ Loc 13-01-0077	800.00
CkDJ Loc 13-01-0092	1,725.00
CkDJ Loc 13-01-0094	45,899.10
CkDJ Loc 13-01-0099	31,207.50
CkDJ Loc 13-01-0101	37,800.00
CkDJ Loc 13-01-0102	6,860.77
CkDJ Loc 13-01-0104	4,166.55
	5,833.17
	3,333.24
CkDJ Loc 13-01-0105	12,929.00
CkDJ Loc 13-01-0106	16,794.43
CkDJ Loc 13-01-0113	18,491.40
	1,282.13
CDJ Loc 13-01-02	63,359.94
CDJ Loc 13-01-04	107,478.26

	CDJ Loc 13-01-06	10,526.76	
	CDJ Loc 13-01-012	25,366.00	
	CDJ Loc 13-01-013	4,999.00	
	GJ 13-01-06	0.90	8,500.00
	GJ 13-01-07		0.59
28-Feb	CkDJ Loc 13-02-119	6,808.82	
	CkDJ Loc 13-02-121	12,079.95	
	CkDJ Loc 13-02-124	1,353.75	
	CkDJ Loc 13-02-125	13,459.00	
	CkDJ Loc 13-02-130	115,131.65	
		48,955.86	
		228,609.65	
		45,884.26	
		218,794.63	
		45,896.98	
		45,885.32	
		216,297.76	
	CkDJ Loc 13-02-132	1,500.00	
	CkDJ Loc 13-02-133	214,897.94	
	CkDJ Loc 13-02-146	72,000.00	
	CkDJ Loc 13-02-148	11,142.00	
	CkDJ Loc 13-02-219	2,289.18	
		2,709.18	
		1,805.94	
	CkDJ Loc 13-02-221	16,941.02	
	CkDJ Loc 13-02-256	86,828.56	
		44,586.72	
		86,419.40	
	CkDJ PS 13-02-038	2,985.47	
	CDJ Loc 13-02-027	226,250.00	
	CDJ Loc 13-02-029	36,600.00	
	CDJ Loc 13-02-042	14,800.00	
	GJ 13-02-014		246,771.57
	GJ 13-02-015		277,200.00
	GJ 13-02-016	770.00	
	GJ 13-02-019	7,209,114.80	
31-Mar	CkDJ Loc 13-03-269	3,571.92	
	CkDJ Loc 13-03-279	708.50	
	CkDJ Loc 13-03-322	1,400.00	
	CkDJ Loc 13-03-390	17,100.00	
	CkDJ Loc 13-03-409	43,215.20	
		42,235.84	
		46,388.41	
	CDJ Loc 13-03-050	910.96	
	GJ 13-03-023		5,672.00
30-Apr	CkDJ Loc 13-04-462	2,998.44	
	CkDJ Loc 13-04-465	38,400.00	
	CkDJ Loc 13-04-497	4,336.48	
	CkDJ Loc 13-04-519	31,512.00	
	CDJ Loc 13-04-0124	466.95	

31-May CkDJ Loc 13-05-536	4,552.87		
CkDJ Loc 13-05-537	6,000.00		
CkDJ Loc 13-05-622	188,978.79		
	233,678.00		
	187,179.30		
CDJ Loc 13-05-0158	20,023.97		
GJ 13-05-038	102,000.00		
30-Jun CkDJ PS 13-06-0155	108,984.00		
CkDJ Loc 13-06-691	6,002.78		
	4,123.44		
CkDJ Loc 13-06-726	42,752.88		
CkDJ Loc 13-06-781	3,597.31		
31-Jul GJ 13-07-053	11,560.00		
GJ 13-07-054		1,000.00	
30-Sep GJ 13-09-064		51,477.27	
31-Oct CkDJ PS 13-10-0237	117,041.48		
CkDJ PS 13-10-0238	83,982.00		
CkDJ PS 13-10-0239	125,999.80		
CkDJ Loc 13-10-1460	58,755.20		
CDJ Loc 13-10-0342	14,466.20		
30-Nov CkDJ PS 13-11-0260	265,093.00		
GJ13-11-080		1,700.00	
31-Dec CkDJ PS13-12-0264	293,888.64		
GJ 13-12-092		148,417,088.62	
GJ 13-12-096		280,356.39	
	12,174,570.88	149,289,766.44	137,115,195.56



Republic of the Philippines
PHILIPPINE STATE COLLEGE OF AERONAUTICS
 Piccio Garden, Villamor, Pasay City

UTILIZATION OF INCOME
 SPECIAL BUDGET FOR CY 2013

Annex D

Particulars	Amount	Sub-Total	Grand Total
I. PROJECTED INCOME			137,128,910.59
A. Tuition Fees		108,041,205.34	
1. Undergraduate Programs	51,284,492.11		
2. Graduate/Post-graduate Programs	913,589.79		
3. Estimated Accumulative Savings as of CY 2012	52,727,018.23		
4. Income Generating Projects	3,116,105.21		
B. Fiduciary Fund		15,307,422.56	
1. Athletic Fees	1,044,859.33		
2. SCUAA Fees	2,717,314.00		
3. Cultural Fees	1,542,088.00		
4. Physical Education (PE) Fees	1,486,701.00		
5. CIRPS Fees (Center for Inter-Institutional Research Policy & Studies)	1,549,730.00		
6. Students' Insurance Fees	616,988.73		
7. Library Fees	1,443,925.17		
8. Medical Fees	728,875.67		
9. NSTP-ROTC Fees	724,044.00		
10. NSTP-CWTS Fees	274,768.33		
11. School Organ Fees	724,215.00		
12. Supreme Student Council Fees	726,040.00		
13. Graduation/Diploma Fees	800,515.00		
14. Alumni Fees	337,933.33		
15. School ID Fees	373,158.33		
16. Yearbook Fees	216,266.67		
C. Special Trust Fund		13,780,282.69	
1. Engineering Laboratory Fees	5,643,757.08		
2. Computer Laboratory Fees	1,863,602.17		
3. Physics and Chemistry Laboratory Fees	1,255,714.67		
4. Registration and Other Fees	4,049,704.60		
5. Entrance Tests Fees	918,400.00		
6. Comprehensive Examination Fees	49,104.17		
II. INCOME UTILIZATION			137,128,910.59
A. TUITION FEES		108,041,205.34	
1. Instruction		400,000.00	
a. Instructional Program <i>undertakings</i>		400,000.00	
II. Research Services		400,000.00	
a. Research Program <i>undertakings</i>		400,000.00	
III. Extension Services		400,000.00	
a. Extension Program <i>undertakings</i>		400,000.00	
IV. Production/Auxiliary Services		3,116,105.21	
a. Income Generating Project <i>undertakings</i>			
a. 1 Materials for IGP Cafeteria Lounge	480,000.00		
a. 2 Seed Money for Cafeteria Lounge	200,000.00		
a. 3 Other IGP activities	2,436,105.21		

*Projected Accumulative Savings for CY 2012

V. General Administration		15,633,589.79	
A. Augmentation to Maintenance and Other Operating Expenses			
I. Professional Services, Honoraria and Allowances		3,975,589.79	
I.1 Teaching Overload of Faculty (augmentation to G/F)	3,000,000.00		
I.2 Board of Trustees Honorarium (Special Meetings)	62,000.00		
I.3 Honorarium for Graduate Studies Professors	913,589.79		
 I.4 RATA, Honoraria of Officials		1,140,000.00	
RATA of Vice-President for Academic Affairs	132,000.00		
RATA/Honoraria for Designated Deans,	576,000.00		
Directors and Campus Directors	432,000.00		
 I.5 Personnel Development Program		220,000.00	
Thesis/Dissertation Financial Assistance to			
Qualified Faculty and Administrative Employees	220,000.00		
 I.6 Personnel Welfare and Benefits		10,298,000.00	
Permanent (Teaching and Non-Teaching)	7,650,000.00		
Job Order/ Faculty	870,000.00		
Job Order/ Administrative	890,000.00		
Part-Time/ Faculty	188,000.00		
Officials from attached Agencies	700,000.00		
 II. Maintenance and Other Operating Expenses		78,791,510.34	
Travel (Local & Foreign)	2,000,000.00		
Training / Seminars Expenses	2,000,000.00		
Supplies and Materials	3,000,000.00		
Graduation Ceremony (March 2013)	800,000.00		
Petty Cash Fund (For Offices, Campuses/Institutes/SDO's)	2,000,000.00		
Miscellaneous and Extraordinary Expenses	100,000.00		
Aircraft Hangar Rentals	660,000.00		
Representation Expenses	1,000,000.00		
Job Order Security Services	4,986,080.00		
Job Order- Faculty	15,949,710.00		
Part-time Faculty	8,616,510.00		
Job Order- Admin.	9,294,087.00		
Student Assistants Allowance & Fringe Benefits	2,698,000.00		
Legal & Consultancy Services	840,000.00		
Property Insurance (Aircraft, Vehicles, Buildings)	2,000,000.00		
Utilities (light, water)	10,800,000.00		
Communication Expenses (Landline/Mobile/Internet/Cable)	1,500,000.00		
Repair and Maintenance of Aircrafts	2,000,000.00		
Repair and Maintenance of Motor Vehicles	500,000.00		
Repair & Maintenance of Facilities/Classrooms/Campuses	4,000,000.00		
General College Faculty/Employees/Students			
Assemblies and Events 2013	2,047,123.34		
Gasoline, Oil & Lubricants	1,000,000.00		
Unprogrammed MOOE	1,000,000.00		

III. Capital Outlay		9,300,000.00	
Acquisition of one (1) unit Passenger Van	1,500,000.00		
Acquisition of Safety/Security Equipment (CCTV camera, metal detectors, fire suits, standard firearms)	1,500,000.00		
Office Equipment, Furnitures and Fixtures	1,000,000.00		
Acquisition of one (1) unit Flight Simulator	4,600,000.00		
Acquisition of one (1) unit Sound System	430,000.00		
Acquisition of Audio Visual Room Equipment	220,000.00		
B. FIDUCIARY FEES		15,307,422.56	
1 Center for Institutional Research & Policy Studies (CIRPS) Fees		1,549,730.00	
a. Travelling and other related Expenses	380,000.00		
b. Institutional Share	250,000.00		
c. Professional Services	519,730.00		
d. Supplies and Materials	300,000.00		
d. Equipment	100,000.00		
2. Athletic Fees		1,044,859.33	
a. Intramural Games	398,603.33		
b. Athletic Equipment	254,511.00		
c. Training Allowances	250,000.00		
d. Supplies and Materials	141,745.00		
3. SCUAA Fees		2,717,314.00	
a. Participating Fees (SCUAA)	500,000.00		
b. Honorarium of Coaches	240,000.00		
c. Uniform of Athletes	853,030.00		
d. Allowances of Athletes	118,960.00		
e. Allowances of Trainors	331,251.00		
f. Sports Equipment	674,073.00		
4. Cultural Fees		1,542,088.00	
a. Cultural Activities	650,000.00		
b. Equipment Outlay	371,334.00		
c. Supplies and Materials	200,000.00		
d. Representation Expenses	121,832.00		
d. Travelling Expenses	138,922.00		
e. Honorarium of Coordinator	60,000.00		
5 Physical Education Fees		1,486,701.00	
a. Faculty Development Program	100,000.00		
b. Student/Athletes Development Program	100,000.00		
c. Purchase of Equipment	636,701.00		
d. Supplies and materials, facilities	300,000.00		
e. Honorarium of coaches and trainors	250,000.00		
f. Honorarium of Part-Time Instructors	100,000.00		
6 Students' Insurance Fees	616,988.73	616,988.73	
7 Library Fees		1,443,925.17	
a. Office Supplies	450,000.00		
b. Equipment/Books Outlay	993,925.17		

8. Medical Fees		728,875.67	
a. Medical Treatment and Dental Care Services	152,187.00		
b. Purchase of Medicines and Supplies	200,000.00		
c. Acquisition of Medical/Dental Equipment	300,000.00		
d. Seminar and Travelling Expenses	76,688.67		
9. NSTP-ROTC Fees		724,044.00	
a. Culminating Activity	100,000.00		
b. Honoraria of Commandant and Staff/NSTP Coordinator	368,764.00		
b. Supplies and Materials	155,280.00		
c. Furnitures and Fixtures	100,000.00		
10. NSTP-CWTS Fees		274,768.33	
a. Trainings and Seminars of Implementers	30,000.00		
b. Honorarium of Coordinator, Staff and Implementers	169,768.33		
c. Supplies and Materials	25,000.00		
d. Representation Expenses	50,000.00		
11. School Organ Fees		724,215.00	
a. Training & Seminars/Travel	143,840.00		
b. Publication of School Organ/Campus Organ	306,935.00		
c. Supplies and Materials	50,000.00		
d. Representation Expenses	22,320.00		
e. Equipment Outlay/PAU (Copier Machine)	201,120.00		
12. Supreme Student Council Fees		726,040.00	
a. Trainings, Seminars and Meetings	200,000.00		
b. Travelling Expenses	187,446.00		
c. Representation Expenses	23,280.00		
d. Supplies and Materials	125,314.00		
e. School Signages Item	190,000.00		
13. Graduation/ Diploma Fees	800,515.00	800,515.00	
14. Alumni Fees	337,933.33	337,933.33	
15. School ID Fees	373,158.33	373,158.33	
16. Yearbook	216,266.67	216,266.67	
C. SPECIAL TRUST FUND		13,780,282.69	
1. Engineering Laboratory Fees		5,643,757.08	
a. Honoraria of Part-time Instructors Teaching Lab. subjects	1,814,280.00		
b. Supplies and Materials	150,000.00		
c. Travelling/Training Expenses	200,000.00		
d. Exhibits	100,000.00		
e. Equipment Outlay	3,579,477.08		

2. Computer Laboratory Fees		1,863,602.17	
a. Honorarium of Laboratory/Part-time Instructors	163,602.17		
b. Acquisition of Computer Equipment and Paraphernalias	1,500,000.00		
c. Acquisition of Software Programs	50,000.00		
d. Travel/Transportation/Seminars & Conferences	100,000.00		
e. Supplies and materials	50,000.00		
3. Physics and Chemistry Laboratory Fees		1,255,714.67	
a. Laboratory chemicals, & other supplies	450,000.00		
b. Training/Travelling Expenses	115,139.67		
c. Honorarium of Laboratory/Part-time Instructors	150,000.00		
d. Repair and Maintenance of Laboratory	200,000.00		
e. Equipment Outlay	340,575.00		
4. Registration and Other Fees		4,049,704.60	
a. Printing of various College forms	200,000.00		
b. Postage and Mail Deliveries	10,000.00		
c. Communication Expenses	30,000.00		
d. Supplies and Materials	728,409.43		
e. Repair & Maintenance	100,000.00		
f. Automation of Enrollment	2,000,000.00		
g. Equipment Outlay	981,295.17		
5. College Entrance Test Fees		918,400.00	
a. Acquisition of Updated Testing Materials	300,000.00		
b. Conduct of Career Guidance	120,000.00		
c. Conduct of Entrance Tests in all campuses	100,000.00		
d. Advertisement and Marketing Strategies	50,000.00		
e. Trainings & Seminars	97,974.00		
f. Equipment Outlay	250,426.00		
6. Comprehensive Examination	49,104.17	49,104.17	
SUMMARY:			
PROJECTED INCOME			137,128,910.59
Less: INCOME UTILIZATION			137,128,910.59
Net Income Over Expenses			

Prepared by:

DR. ESTEBAN M. CORDOVILLA
Administrative Officer V

Recommending Approval:

DR. FELIX C. BOYLES
Vice President for Administration & Finance


Approved by:

DR. BERNARD R. RAMIREZ
College President

Department : SUCsAgency / OU: PHILIPPINE STATE COLLEGE OF AERONAUTICSFund: 164


USE OF INCOME (STF)

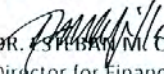
Revised



Accounts/Item of Expenditures	Account Code	Income (per SB CY 2013)	As of December 31, 2013	
			Obligations	Balance
PERSONAL SERVICES				
Representation Allowance (RA)	713	754,000.00	466,095.50	287,904.50
Transportation Allowance (TA)	714	754,000.00	466,095.50	287,904.50
Other Bonuses and Allowances	719	7,650,000.00	6,862,500.00	787,500.00
Honoraria Excess Load	720	7,598,501.34	5,690,561.91	1,907,939.43
Other Personnel Benefit	749	50,000.00	40,000.00	10,000.00
Sub - Total		16,806,501.34	13,525,252.91	3,281,248.43
MAINTENANCE & OTHER OPERATING EXPENSES				
Diploma & Graduation Fees	615	50,000.00	34,485.00	15,515.00
Tuition Fees	644	700,000.00	693,547.60	6,452.40
Travel Expenses - Local	751	8,171,881.59	6,127,952.19	2,043,929.40
Travel Expenses - Foreign	752	100,000.00	87,000.00	13,000.00
Training Expenses	753	2,000,000.00	1,917,193.50	82,806.50
Scholarship Expenses	754	220,000.00	242,870.00	(22,870.00)
Office Supplies Expenses	755	70,000.00	2,875,114.49	(2,805,114.49)
Accountable Forms Expenses	756	20,000.00	11,000.00	9,000.00
Drugs & Medicines Expenses	759	80,000.00	70,363.10	9,636.90
Medical, Dental & Laboratory Expenses	760	50,000.00	49,713.80	286.20
Gasoline, Oil & Lubricants Expenses	761	1,000,000.00	708,513.95	291,486.05
Instructional Materials	763	70,000.00	68,974.50	1,025.50
Other Supplies Expenses	765	7,618,778.43	6,611,789.73	1,006,988.70
Water	766	800,000.00	775,505.37	24,494.63
Electricity	767	10,000,000.00	9,023,784.34	976,215.66
Postage and Deliveries	771	40,000.00	30,975.50	9,024.50
Telephone Expenses - Landline	772	480,000.00	300,020.02	179,979.98
Telephone Expenses - Mobile	773	600,000.00	508,730.93	91,269.07
Internet Expenses	774	400,000.00	398,438.08	1,561.92
Cable, Satellite, Telegraph and Radio Expenses	775	50,000.00	34,950.00	15,050.00
Membership Dues and Contributions to Organizations	778	750,000.00	1,216,577.20	(466,577.20)
Advertising Expenses	780	356,935.00	192,500.00	164,435.00
Printing & Binding Expenses	781	1,589,940.00	2,524,868.25	(934,928.25)
Rent/Lease Expenses	782	660,000.00	863,190.00	(203,190.00)
Representation Expenses	783	6,232,110.43	5,061,114.75	1,170,995.68
Subscription Expenses	786	300,000.00	265,355.00	34,645.00
Legal Services	791	800,000.00	298,052.75	501,947.25
Auditing Services	792	40,000.00	1,900.00	38,100.00
Consultancy Expenses	793			
General Services Contractual	795	12,208,181.63	11,723,859.83	484,321.80
Security Services	797	5,981,855.05	8,009,761.40	(2,027,906.35)
Other Professional Services Part-time	799	29,312,043.17	30,212,097.81	(900,054.64)
Repairs and Maintenance - Office Buildings	811	50,000.00	40,650.00	9,350.00
Repairs and Maintenance - School Buildings	812	3,950,000.00	3,643,433.10	306,566.90
Repairs and Maintenance - Other Structures	815	200,000.00	42,171.00	157,829.00

Repairs and Maintenance- Office Equipment	821	610,000.00	606,367.00	3,633.00
Repairs and Maintenance- Furniture & Fixtures	822	500,000.00	419,362.93	80,637.07
Repairs and Maintenance- IT Equipment & Software	823	5,000.00	1,250.00	3,750.00
Repairs and Maintenance- Sports Equipment	835	5,000.00	3,000.00	2,000.00
Repairs and Maintenance- Other Machinery & Equip.	840			
Repairs and Maintenance- Motor Vehicles	841	500,000.00	367,795.01	132,204.99
Repairs and Maintenance- A/C & A/C Ground Equipment	843	2,000,000.00	58,755.20	1,941,244.80
Repairs and Maintenance- Other Transportation Equipment	848			
Repairs and Maintenance- Other Property, Plant & Equipment	850			
Donations	878			
Extraordinary Expenses	883	50,000.00	16,838.01	33,161.99
Miscellaneous Expenses	884	60,000.00	56,293.47	3,706.53
Taxes, Duties & Licenses	891	50,000.00	33,027.18	16,972.82
Fidelity Bond Expenses	892	50,000.00	33,000.00	17,000.00
Insurance Expenses	893	4,382,852.77	3,766,969.04	615,883.73
Other Maintenance and Operating Expenses	969	15,121,219.37	2,647,984.38	12,473,234.99
Sub - Total		118,285,797.44	102,677,095.41	15,608,702.03
CAPITAL OUTLAYS				
Office Equipment	221	5,180,331.17	937,367.50	4,242,963.67
Furniture and Fixtures	222	301,120.00	121,300.00	179,820.00
IT Equipment & Software	223	3,550,000.00	362,990.00	3,187,010.00
Library Books	224	993,925.17	84,500.00	909,425.17
Communication Equipment	229			
Medical, Dental & Laboratory Equipment	233	452,187.00	347,000.00	105,187.00
Sports Equipment	235	928,584.00	14,850.00	913,734.00
Technical & Scientific Equipment	236	6,800,000.00	43,250.00	6,756,750.00
Other Machinery & Equipment	240	3,579,477.08	13,000.00	3,566,477.08
RESEARCH SERVICES		400,000.00		400,000.00
Sub Total		22,185,624.42	1,924,257.50	20,261,366.92
GRAND TOTAL		157,277,923.20	118,126,605.82	39,151,317.38

Prepared by:

EMELDA C. GARCIA, MPA
 Budget Officer

Noted by:

DR. ESTEBAN M. CORDOVILLA
 Director for Finance Services

10: (F201) November 2018

157,277,923.20

I. OBLIGATIONS IN EXCESS OF ALLOTMENTS

Accounts/Item/Object of Expenditures	Allotment	As of December 31, 2013	
		Obligations	Balances
Maintenance and Other Operating Expenses (MOOE)			
Scholarship Expenses	P220,000.00	P242,870.00	(P22,870.00)
Office Supplies Expenses	70,000.00	2,875,114.49	-2,805,114.49
Membership Dues and Contributions to Organization	750,000.00	1,216,577.20	-466,577.20
Printing and Binding Expenses	1,589,940.00	2,524,868.25	-934,928.25
Rent/ Lease Expenses	660,000.00	863,190.00	-203,190.00
Security Services	5,981,855.05	8,009,761.40	-2,027,906.35
Other Professional Services - Part Time	29,312,043.17	30,212,097.81	-900,054.64
Total	P38,583,838.22	P45,944,479.15	P(7,360,640.93)

II. UNUTILIZED ALLOTMENT FOR CAPITAL OUTLAY

Accounts/Item/Object of Expenditures	Allotment	As of December 31, 2013	
		Obligations	Balances
Capital Outlay (CO)			
Office Equipment	5,180,331.17	937,367.50	4,242,963.67
Furniture and Fixtures	301,120.00	121,300.00	179,820.00
IT Equipment & Softwares	3,550,000.00	362,990.00	3,187,010.00
Library Books	993,925.17	84,500.00	909,425.17
Medical, Dental & Laboratory Equipment	452,187.00	347,000.00	105,187.00
Sports Equipment	928,584.00	14,850.00	913,734.00
Technical & Scientific Equipment	6,800,000.00	43,250.00	6,756,750.00
Other Machinery & Equipment	3,579,477.08	13,000.00	3,566,477.08
Total	21,785,624.42	1,924,257.06	P19,861,366.92

I. Expenses for Gender Sensitivity Seminar in PhilSCA Fernando Air Base

Date	OR No.	Particulars	Amount
24-Sep-13	1818	Jared Big Belly Food Hause	3,114.00
21-Sep-13	916908	Lando and Lorie's Eatery	6,830.00
21-Sep-13	179882	Goldilocks Bakeshop	2,850.00
21-Sep-13	630	JMR Canteen	9,600.00
21-Sep-13	RER	Belen Ruse	1,200.00
23-Sep-13	2425292	Red Ribbon	2,700.00
23-Sep-13	1889193	Red Ribbon	316.00
23-Sep-13	101707	Fudcrest Enterprises Corp	396.00
24-Sep-13	2126	Frankfoods	3,810.00
24-Sep-13	RER	Rose Lomi Haus	500.00
24-Sep-13	113	Nene's Mami & Siopao	360.00
24-Sep-13	RER	Aurelia Carandang	1,200.00
24-Sep-13	1161	Ninay's Tamalis & puto	900.00
24-Sep-13	1836	AFPCES (drinks)	415.00
25-Sep-13	101757	Fudcrest Enterprises Corp	586.00
25-Sep-13	1544	Jared Big Belly Food Hause	484.00
25-Sep-13	RER	Milagros Llanes	795.00
26-Sep-13	RER	Milagros Llanes	768.00
26-Sep-13	507	RRS Delicacies	2,648.00
27-Sep-13	RER	Milagros Llanes	885.00
		Sub-total	40,357.00

II. Expenses for Gender Sensitivity Seminar in PhilSCA Basa Air Base

26-Sep-13	554857	Breafast	365.00
20-Sep-13	301651	Breafast	470.00
19-Sep-13	446303	Snack	7,000.00
		Sub-total	7,835.00

Grand Total

48,192.00