

STATEMENT OF APPROPRIATIONS, ALLOTMENTS, OBLIGATIONS, DISBURSEMENTS AND BALANCES
As at the Quarter Ending March 31, 2026

Department : State Universities and Colleges (SUCs)
 Agency/Entity : National Aviation Academy of the Philippines
 Operating Unit : < not applicable >
 Organization Code (UAACS) : 08 004 0006000
 Fund Cluster : 01 - Regular Agency Fund
 (e.g. UAACS Fund Cluster: 01-Regular Agency Fund, 02-Foreign Assisted Projects Fund, 03-Special Account-Locally Funded/Domestic Grants Fund, and 04-Special Account-Foreign Assisted/Foreign Grants Fund)

X Current Year Appropriations
 Supplemental Appropriations
 Continuing Appropriations

Particulars	UAACS CODE	Appropriations					Allotments					Current Year Obligations					Current Year Disbursements					Balances			
		Authorized Appropriations	Adjusted Appropriations (Transfer To/From, Modifications/ Augmentations)	Adjusted Appropriations	Allotments Received	Adjustments (Reductions, Modifications/ Augmentations)	Transfer To	Transfer From	Adjusted Allotments	1st Quarter Ending March 31	2nd Quarter Ending June 30	3rd Quarter Ending September 30	4th Quarter Ending December 31	Total	1st Quarter Ending March 31	2nd Quarter Ending June 30	3rd Quarter Ending September 30	4th Quarter Ending December 31	Total	Unreleased Appropriations	Unobligated Allotments	Unpaid Obligations (15-20)/(23-24)	Due and Demandable	Not Yet Due and Demandable	
1	2	3	4	5=(1+4)	6	7	8	9	10=(1)-(7)-(8)-(9)	11	12	13	14	15=(11+12+13+14)	16	17	18	19	20=(16)+(17)+(18)+(19)	21	22	23	24		
I. Agency Specific Budget		526,149,800.00	0.00	526,149,800.00	503,426,263.00	0.00	0.00	0.00	0.00	503,426,263.00	146,759,894.22	0.00	0.00	0.00	146,759,894.22	133,816,177.73	0.00	0.00	0.00	133,816,177.73	22,722,897.00	356,657,408.78	0.00	12,942,716.49	
General Administration and Support	10000030000000	112,864,000.00	0.00	112,864,000.00	102,241,363.00	0.00	0.00	0.00	0.00	102,241,363.00	32,290,863.94	0.00	0.00	0.00	32,290,863.94	18,346,247.45	0.00	0.00	18,346,247.45	10,722,897.00	69,950,339.06	0.00	12,842,716.49		
General Management and Supervision	100000100001000	88,914,000.00	0.00	88,914,000.00	88,914,000.00	0.00	0.00	0.00	0.00	88,914,000.00	28,705,349.31	0.00	0.00	0.00	28,705,349.31	15,709,629.82	0.00	0.00	15,709,629.82	3,000	65,138,829.69	0.00	12,342,716.40		
PG		47,866,000.00	0.00	47,866,000.00	47,866,000.00	0.00	0.00	0.00	0.00	47,866,000.00	10,433,293.62	0.00	0.00	0.00	10,433,293.62	10,433,293.62	0.00	0.00	10,433,293.62	3.00	37,422,706.68	0.00	0.00		
MOOE		40,948,000.00	0.00	40,948,000.00	40,948,000.00	0.00	0.00	0.00	0.00	40,948,000.00	19,272,055.39	0.00	0.00	0.00	19,272,055.39	3,329,338.80	0.00	0.00	3,329,338.80	0.00	22,625,944.81	0.00	12,942,716.48		
Administration of Personnel Benefits	100000100002000	24,150,000.00	6.00	24,156,000.00	13,427,303.00	0.00	0.00	0.00	0.00	13,427,303.00	3,585,614.63	0.00	0.00	0.00	3,585,614.63	3,585,614.63	0.00	0.00	3,585,614.63	10,722,897.00	9,841,688.37	0.00	0.00		
PS		24,150,000.00	6.00	24,156,000.00	13,427,303.00	0.00	0.00	0.00	0.00	13,427,303.00	3,585,614.63	0.00	0.00	0.00	3,585,614.63	3,585,614.63	0.00	0.00	3,585,614.63	10,722,897.00	9,841,688.37	0.00	0.00		
Sub-Total, General Administration and Support		112,864,000.00	6.00	112,870,000.00	102,241,363.00	0.00	0.00	0.00	0.00	102,241,363.00	32,290,963.94	0.00	0.00	0.00	32,290,963.94	18,346,247.45	0.00	0.00	18,346,247.45	10,722,897.00	69,950,339.06	0.00	12,942,716.49		
PS		72,616,000.00	0.00	72,616,000.00	61,203,108.00	0.00	0.00	0.00	0.00	61,203,108.00	14,018,808.55	0.00	0.00	0.00	14,018,808.55	14,018,808.55	0.00	0.00	14,018,808.55	10,722,897.00	47,774,334.45	0.00	0.00		
MOOE		40,948,000.00	0.00	40,948,000.00	40,948,000.00	0.00	0.00	0.00	0.00	40,948,000.00	18,272,055.39	0.00	0.00	0.00	18,272,055.39	3,329,338.80	0.00	0.00	3,329,338.80	0.00	22,625,944.81	0.00	12,942,716.49		
MOOE		43,948,000.00	0.00	43,948,000.00	43,948,000.00	0.00	0.00	0.00	0.00	43,948,000.00	14,467,869.26	0.00	0.00	0.00	14,467,869.26	14,467,869.26	0.00	0.00	14,467,869.26	12,950,000.00	286,717,089.72	0.00	0.00		
Operations	3000000000000000	413,185,000.00	0.00	413,185,000.00	401,185,000.00	0.00	0.00	0.00	0.00	401,185,000.00	114,467,930.28	0.00	0.00	0.00	114,467,930.28	114,467,930.28	0.00	0.00	114,467,930.28	12,000,000.00	286,717,089.72	0.00	0.00		
DO - Retain and quality tertiary education ensured to achieve inclusive growth and access of poor but deserving students to quality tertiary education increased		413,185,000.00	0.00	413,185,000.00	401,185,000.00	0.00	0.00	0.00	0.00	401,185,000.00	114,467,930.28	0.00	0.00	0.00	114,467,930.28	114,467,930.28	0.00	0.00	114,467,930.28	12,000,000.00	286,717,089.72	0.00	0.00		
HIGHER EDUCATION PROGRAM		187,862,000.00	0.00	187,862,000.00	187,862,000.00	0.00	0.00	0.00	0.00	187,862,000.00	29,761,640.28	0.00	0.00	0.00	29,761,640.28	29,761,640.28	0.00	0.00	29,761,640.28	0.00	158,100,159.72	0.00	0.00		
Provision of Higher Education Services	310100100002000	128,779,000.00	0.00	128,779,000.00	128,779,000.00	0.00	0.00	0.00	0.00	128,779,000.00	27,446,186.69	0.00	0.00	0.00	27,446,186.69	27,446,186.69	0.00	0.00	27,446,186.69	0.00	191,332,813.11	0.00	0.00		
PG		11,083,000.00	0.00	11,083,000.00	11,083,000.00	0.00	0.00	0.00	0.00	11,083,000.00	2,315,643.59	0.00	0.00	0.00	2,315,643.59	2,315,643.59	0.00	0.00	2,315,643.59	0.00	8,767,368.41	0.00	0.00		
MOOE		48,000,000.00	0.00	48,000,000.00	48,000,000.00	0.00	0.00	0.00	0.00	48,000,000.00	0.00	0.00	0.00	0.00	0.00	0.00	0.00	0.00	0.00	0.00	48,000,000.00	0.00	0.00		
CO		48,000,000.00	0.00	48,000,000.00	48,000,000.00	0.00	0.00	0.00	0.00	48,000,000.00	0.00	0.00	0.00	0.00	0.00	0.00	0.00	0.00	0.00	0.00	48,000,000.00	0.00	0.00		
Free Higher Education	310100100003000	213,323,000.00	0.00	213,323,000.00	213,323,000.00	0.00	0.00	0.00	0.00	213,323,000.00	84,786,890.00	0.00	0.00	0.00	84,786,890.00	84,786,890.00	0.00	0.00	84,786,890.00	0.00	126,616,910.00	0.00	0.00		
MOOE		213,323,000.00	0.00	213,323,000.00	213,323,000.00	0.00	0.00	0.00	0.00	213,323,000.00	84,786,890.00	0.00	0.00	0.00	84,786,890.00	84,786,890.00	0.00	0.00	84,786,890.00	0.00	126,616,910.00	0.00	0.00		
Projects		12,000,000.00	0.00	12,000,000.00	0.00	0.00	0.00	0.00	0.00	0.00	0.00	0.00	0.00	0.00	0.00	0.00	0.00	0.00	0.00	12,000,000.00	0.00	0.00	0.00		
Locally-Funded Projects		12,000,000.00	0.00	12,000,000.00	0.00	0.00	0.00	0.00	0.00	0.00	0.00	0.00	0.00	0.00	0.00	0.00	0.00	0.00	0.00	12,000,000.00	0.00	0.00	0.00		
Design and Construction of Academic Building including Physical and Chemistry Laboratory Facilities	310100200002400	12,000,000.00	0.00	12,000,000.00	0.00	0.00	0.00	0.00	0.00	0.00	0.00	0.00	0.00	0.00	0.00	0.00	0.00	0.00	0.00	12,000,000.00	0.00	0.00	0.00		
CO		12,000,000.00	0.00	12,000,000.00	0.00	0.00	0.00	0.00	0.00	0.00	0.00	0.00	0.00	0.00	0.00	0.00	0.00	0.00	0.00	12,000,000.00	0.00	0.00	0.00		
Sub-Total, Operations		413,185,000.00	0.00	413,185,000.00	401,185,000.00	0.00	0.00	0.00	0.00	401,185,000.00	114,467,930.28	0.00	0.00	0.00	114,467,930.28	114,467,930.28	0.00	0.00	114,467,930.28	12,000,000.00	286,717,089.72	0.00	0.00		
PS		128,779,000.00	0.00	128,779,000.00	128,779,000.00	0.00	0.00	0.00	0.00	128,779,000.00	27,446,186.69	0.00	0.00	0.00	27,446,186.69	27,446,186.69	0.00	0.00	27,446,186.69	0.00	191,332,813.11	0.00	0.00		
MOOE		224,456,000.00	0.00	224,456,000.00	224,456,000.00	0.00	0.00	0.00	0.00	224,456,000.00	87,021,733.59	0.00	0.00	0.00	87,021,733.59	87,021,733.59	0.00	0.00	87,021,733.59	0.00	137,384,916.41	0.00	0.00		
CO		60,000,000.00	0.00	60,000,000.00	60,000,000.00	0.00	0.00	0.00	0.00	60,000,000.00	0.00	0.00	0.00	0.00	0.00	0.00	0.00	0.00	0.00	12,000,000.00	48,000,000.00	0.00	0.00		
Sub-Total, I. Agency Specific Budget		526,149,800.00	6.00	526,149,800.00	503,426,263.00	0.00	0.00	0.00	0.00	503,426,263.00	146,759,894.22	0.00	0.00	0.00	146,759,894.22	133,816,177.73	0.00	0.00	0.00	133,816,177.73	22,722,897.00	356,657,408.78	0.00	12,942,716.49	
PS		200,785,000.00	0.00	200,785,000.00	190,372,303.00	0.00	0.00	0.00	0.00	190,372,303.00	41,465,105.24	0.00	0.00	0.00	41,465,105.24	41,465,105.24	0.00	0.00	41,465,105.24	10,722,897.00	148,627,187.76	0.00	0.00		
MOOE		263,354,000.00	0.00	263,354,000.00	263,354,000.00	0.00	0.00	0.00	0.00	263,354,000.00	165,283,788.98	0.00	0.00	0.00	165,283,788.98	82,361,072.49	0.00	0.00	82,361,072.49	0.00	169,000,211.82	0.00	12,942,716.49		
CO		62,000,000.00	0.00	62,000,000.00	62,000,000.00	0.00	0.00	0.00	0.00	62,000,000.00	0.00	0.00	0.00	0.00	0.00	0.00	0.00	0.00	0.00	12,000,000.00	48,000,000.00	0.00	0.00		
II. Automatic Appropriations		18,120,000.00	1,202,845.00	17,322,845.00	17,322,845.00	0.00	0.00	0.00	0.00	17,322,845.00	4,105,450.37	0.00	0.00	0.00	4,105,450.37	4,105,450.37	0.00	0.00	4,105,450.37	0.00	13,217,394.63	0.00	0.00		
Retirement and Life Insurance Premiums	102	18,120,000.00	1,202,845.00	17,322,845.00	17,322,845.00	0.00	0.00	0.00	0.00	17,322,845.00	4,105,450.37	0.00	0.00	0.00	4,105,450.37	4,105,450.37	0.00	0.00	4,105,450.37	0.00	13,217,394.63	0.00	0.00		
General Administration and Support	1000000000000000	4,102,00																							

Department : State Universities and Colleges (SUCs)
 Agency/Entity : National Aviation Academy of the Philippines
 Operating Unit : < not applicable >
 Organization Code (UACS) : 08 004 000000
 Fund Cluster : 01 - Regular Agency Fund
 (e.g. UACS Fund Cluster: 01-Regular Agency Fund, 02-Foreign Assisted Projects Fund, 03-Special Account-Locally Funded/Domestic Grants Fund, and 04-Special Account-Foreign Assisted/Foreign Grants Fund)

X Current Year Appropriations
 Supplemental Appropriations
 Continuing Appropriations

Particulars	UACS CODE	Appropriations			Allotments			Current Year Obligations					Current Year Disbursements				Balances							
		Authorized Appropriations	Adjustments (Transfers/Tail/Fees, Modifications/Augmentations)	Adjusted Appropriations	Allotments Received	Adjustments (Reductions, Modifications/Augmentations)	Transfer To	Transfer From	Adjusted Allotments	1st Quarter Ending March 31	2nd Quarter Ending June 30	3rd Quarter Ending September 30	4th Quarter Ending December 31	Total	1st Quarter Ending March 31	2nd Quarter Ending June 30	3rd Quarter Ending September 30	4th Quarter Ending December 31	Total	Unreleased Appropriations	Unobligated Allotments	Unpaid Obligations (15-20)+(23+24)	Due and Demandable	Not Yet Due and Demandable
1	2	3	4	5=(3+4)	6	7	8	9	10=(8)-(7)-(8)-(9)	11	12	13	14	15=(11+12+13+14)	16	17	18	19	20=(16)+(17)+(18)+(19)	21	22	23	24	
PS		12,018,000.00	0.00	12,018,000.00	12,018,000.00	0.00	0.00	0.00	0.00	12,018,000.00	3,063,511.33	0.00	0.00	0.00	3,063,511.33	0.00	0.00	0.00	0.00	3,063,511.33	0.00	8,954,488.67	0.00	0.00
Sub-total, II, Automatic Appropriations		18,120,000.00	1,202,845.00	17,322,845.00	17,322,845.00	0.00	0.00	0.00	0.00	17,322,845.00	4,105,450.37	0.00	0.00	0.00	4,105,450.37	0.00	0.00	0.00	0.00	4,105,450.37	0.00	13,217,394.63	0.00	0.00
PS		16,120,000.00	1,202,845.00	17,322,845.00	17,322,845.00	0.00	0.00	0.00	0.00	17,322,845.00	4,105,450.37	0.00	0.00	0.00	4,105,450.37	0.00	0.00	0.00	0.00	4,105,450.37	0.00	13,217,394.63	0.00	0.00
GRAND TOTAL		543,289,000.00	1,202,845.00	543,471,845.00	530,749,148.00	0.00	0.00	0.00	0.00	530,749,148.00	159,864,344.99	0.00	0.00	0.00	159,864,344.99	137,921,628.19	0.00	0.00	0.00	137,921,628.19	22,722,897.00	369,884,803.41	0.00	12,942,716.49

Revised/Added by DO:	HIGHER EDUCATION PROGRAM	410,195,000.00	0.00	410,195,000.00	401,165,000.00	0.00	0.00	0.00	0.00	401,165,000.00	114,467,930.29	0.00	0.00	0.00	114,467,930.29	114,467,930.29	0.00	0.00	0.00	114,467,930.29	12,000,000.00	296,717,069.72	0.00	0.00
----------------------	--------------------------	----------------	------	----------------	----------------	------	------	------	------	----------------	----------------	------	------	------	----------------	----------------	------	------	------	----------------	---------------	----------------	------	------

CERTIFIED CORRECT:  
 ROLANDO REI M. ILAGAN, CPA
 Director in Charge, Budget Office
 Date: April 27, 2026 11:22 AM

CERTIFIED CORRECT: 
 ROLANDO REI M. ILAGAN, CPA
 Head Accounting Officer
 Date: April 27, 2026 11:32 AM

REVISIONS APPROVED BY: 
 ROLANDO REI M. ILAGAN, CPA
 Vice President for Administration and Finance
 Date: April 27, 2026 11:22 AM

APPROVED BY: 
 DR. MARINA ALAN, DOÑA CRUZ
 Director General
 Date: April 27, 2026 09:20 PM

STATEMENT OF APPROPRIATIONS, ALLOTMENTS, OBLIGATIONS, DISBURSEMENTS AND BALANCES
As at the Quarter Ending March 31, 2026

Department : State Universities and Colleges (SUCs)
 Agency/Entity : National Aviation Academy of the Philippines
 Operating Unit : < not applicable >
 Organization Code (UACS) : 08-004-0000000
 Fund Cluster : 01 - Regular Agency Fund
 (e.g. UACS Fund Cluster: 01-Regular Agency Fund, 02-Foreign Assisted Projects Fund, 03-Special Account-Locally Funded/Domestic Grants Fund, and 04-Special Account-Foreign Assisted/Foreign Grants Fund)


Particulars	UACS CODE	Appropriations		Allotments		Adjustments		Transfer		Adjusted		Current Year Obligations				Total	Current Year Disbursements				Balances			
		Authorized Appropriations	Adjustments (Transfer To/From, Modifications/Augmentations)	Adjusted Appropriations	SARG	Unobligated	Reductions/Modifications/Augmentations	To	From	Allotments	1st Quarter Ending March 31	2nd Quarter Ending June 30	3rd Quarter Ending September 30	4th Quarter Ending December 31	1st Quarter Ending March 31		2nd Quarter Ending June 30	3rd Quarter Ending September 30	4th Quarter Ending December 31	Unreleased Appropriations	Unobligated Allotments	Due and Demandable	Not Yet Due and Demandable	
1	2	3	4	5=(3+4)	6	7	8	9	10	11=(10+9+8)	12	13	14	15	16=(12+13+14+15)	17	18	19	20	21=(17+18+19+20)	22=(5-1)	23=(6-1)	24	25
Unreleased Appropriations		24,554,225.00	0.00	24,554,225.00	1,000,000.00	0.00	0.00	0.00	0.00	1,000,000.00	0.00	0.00	0.00	0.00	1,000,000.00	0.00	0.00	0.00	0.00	0.00	23,554,225.00	1,000,000.00	0.00	0.00
L Agency Specific Budget		24,554,225.00	0.00	24,554,225.00	1,000,000.00	0.00	0.00	0.00	0.00	1,000,000.00	0.00	0.00	0.00	0.00	1,000,000.00	0.00	0.00	0.00	0.00	0.00	23,554,225.00	1,000,000.00	0.00	0.00
Continents	30000000000000	24,554,225.00	0.00	24,554,225.00	1,000,000.00	0.00	0.00	0.00	0.00	1,000,000.00	0.00	0.00	0.00	0.00	1,000,000.00	0.00	0.00	0.00	0.00	0.00	23,554,225.00	1,000,000.00	0.00	0.00
CO : Relevant and quality tertiary education ensured to achieve inclusive growth and access of poor but deserving students to quality tertiary education increased		24,554,225.00	0.00	24,554,225.00	1,000,000.00	0.00	0.00	0.00	0.00	1,000,000.00	0.00	0.00	0.00	0.00	1,000,000.00	0.00	0.00	0.00	0.00	0.00	23,554,225.00	1,000,000.00	0.00	0.00
HIGHER EDUCATION PROGRAMS		24,554,225.00	0.00	24,554,225.00	1,000,000.00	0.00	0.00	0.00	0.00	1,000,000.00	0.00	0.00	0.00	0.00	1,000,000.00	0.00	0.00	0.00	0.00	0.00	23,554,225.00	1,000,000.00	0.00	0.00
Provision of Higher Education Services	31010010002900	0.00	0.00	0.00	0.00	0.00	0.00	0.00	0.00	0.00	0.00	0.00	0.00	0.00	0.00	0.00	0.00	0.00	0.00	0.00	0.00	0.00	0.00	0.00
MOOE		0.00	0.00	0.00	0.00	0.00	0.00	0.00	0.00	0.00	0.00	0.00	0.00	0.00	0.00	0.00	0.00	0.00	0.00	0.00	0.00	0.00	0.00	0.00
Locality (Personnel Projects)		24,554,225.00	0.00	24,554,225.00	1,000,000.00	0.00	0.00	0.00	0.00	1,000,000.00	0.00	0.00	0.00	0.00	1,000,000.00	0.00	0.00	0.00	0.00	0.00	23,554,225.00	1,000,000.00	0.00	0.00
Free Higher Education	31010020002100	23,554,225.00	0.00	23,554,225.00	0.00	0.00	0.00	0.00	0.00	0.00	0.00	0.00	0.00	0.00	0.00	0.00	0.00	0.00	0.00	0.00	0.00	0.00	0.00	0.00
MOOE		23,554,225.00	0.00	23,554,225.00	0.00	0.00	0.00	0.00	0.00	0.00	0.00	0.00	0.00	0.00	0.00	0.00	0.00	0.00	0.00	0.00	0.00	0.00	0.00	0.00
Tuition-Dining Programs	31010020002300	1,000,000.00	0.00	1,000,000.00	1,000,000.00	0.00	0.00	0.00	0.00	1,000,000.00	0.00	0.00	0.00	0.00	1,000,000.00	0.00	0.00	0.00	0.00	0.00	0.00	0.00	0.00	0.00
MOOE		1,000,000.00	0.00	1,000,000.00	1,000,000.00	0.00	0.00	0.00	0.00	1,000,000.00	0.00	0.00	0.00	0.00	1,000,000.00	0.00	0.00	0.00	0.00	0.00	0.00	0.00	0.00	0.00
Sub-Total, Operations		24,554,225.00	0.00	24,554,225.00	1,000,000.00	0.00	0.00	0.00	0.00	1,000,000.00	0.00	0.00	0.00	0.00	1,000,000.00	0.00	0.00	0.00	0.00	0.00	23,554,225.00	1,000,000.00	0.00	0.00
MOOE		24,554,225.00	0.00	24,554,225.00	1,000,000.00	0.00	0.00	0.00	0.00	1,000,000.00	0.00	0.00	0.00	0.00	1,000,000.00	0.00	0.00	0.00	0.00	0.00	23,554,225.00	1,000,000.00	0.00	0.00
Sub-Total, L Agency Specific Budget		24,554,225.00	0.00	24,554,225.00	1,000,000.00	0.00	0.00	0.00	0.00	1,000,000.00	0.00	0.00	0.00	0.00	1,000,000.00	0.00	0.00	0.00	0.00	0.00	23,554,225.00	1,000,000.00	0.00	0.00
MOOE		24,554,225.00	0.00	24,554,225.00	1,000,000.00	0.00	0.00	0.00	0.00	1,000,000.00	0.00	0.00	0.00	0.00	1,000,000.00	0.00	0.00	0.00	0.00	0.00	23,554,225.00	1,000,000.00	0.00	0.00
Unobligated Allotment		0.00	0.00	0.00	0.00	2,980,716.81	0.00	0.00	0.00	2,980,716.81	12,387.58	0.00	0.00	0.00	12,387.58	12,387.58	0.00	0.00	0.00	0.00	12,387.58	0.00	2,968,329.23	0.00
L Agency Specific Budget		0.00	0.00	0.00	0.00	2,980,716.81	0.00	0.00	0.00	2,980,716.81	12,387.58	0.00	0.00	0.00	12,387.58	12,387.58	0.00	0.00	0.00	0.00	12,387.58	0.00	2,968,329.23	0.00
General Administration and Support	10000000000000	0.00	0.00	0.00	0.00	2,740,431.16	0.00	0.00	0.00	2,740,431.16	12,387.58	0.00	0.00	0.00	12,387.58	12,387.58	0.00	0.00	0.00	0.00	12,387.58	0.00	2,728,043.60	0.00
General Management and Supervision	10000000000000	0.00	0.00	0.00	0.00	2,740,431.16	0.00	0.00	0.00	2,740,431.16	12,387.58	0.00	0.00	0.00	12,387.58	12,387.58	0.00	0.00	0.00	0.00	12,387.58	0.00	2,728,043.60	0.00
MOOE		0.00	0.00	0.00	0.00	2,740,431.16	0.00	0.00	0.00	2,740,431.16	12,387.58	0.00	0.00	0.00	12,387.58	12,387.58	0.00	0.00	0.00	0.00	12,387.58	0.00	2,728,043.60	0.00
Sub-Total, General Administration and Support		0.00	0.00	0.00	0.00	2,740,431.16	0.00	0.00	0.00	2,740,431.16	12,387.58	0.00	0.00	0.00	12,387.58	12,387.58	0.00	0.00	0.00	0.00	12,387.58	0.00	2,728,043.60	0.00
MOOE		0.00	0.00	0.00	0.00	2,740,431.16	0.00	0.00	0.00	2,740,431.16	12,387.58	0.00	0.00	0.00	12,387.58	12,387.58	0.00	0.00	0.00	0.00	12,387.58	0.00	2,728,043.60	0.00
Continents	30000000000000	0.00	0.00	0.00	0.00	249,285.43	0.00	0.00	0.00	249,285.43	0.00	0.00	0.00	0.00	249,285.43	0.00	0.00	0.00	0.00	0.00	249,285.43	0.00	0.00	0.00
CO : Relevant and quality tertiary education ensured to achieve inclusive growth and access of poor but deserving students to quality tertiary education increased		0.00	0.00	0.00	0.00	249,285.43	0.00	0.00	0.00	249,285.43	0.00	0.00	0.00	0.00	249,285.43	0.00	0.00	0.00	0.00	0.00	249,285.43	0.00	0.00	0.00
HIGHER EDUCATION PROGRAMS		0.00	0.00	0.00	0.00	249,285.43	0.00	0.00	0.00	249,285.43	0.00	0.00	0.00	0.00	249,285.43	0.00	0.00	0.00	0.00	0.00	249,285.43	0.00	0.00	0.00


Department : State Universities and Colleges (SUCs)
 Agency/Entity : National Aviation Academy of the Philippines
 Operating Unit : < not applicable >
 Organization Code (UACS) : 08 004 000000
 Fund Cluster : 01 - Regular Agency Fund
 (e.g. UACS Fund Cluster: 01-Regular Agency Fund, 02-Foreign Assisted Projects Fund, 03-Special Account-Locally Funded/Domestic Grants Fund, and 04-Special Account-Foreign Assisted/Foreign Grants Fund)


Current Year Appropriations
 Supplemental Appropriations
 X Continuing Appropriations

Particulars	UACS CODE	Appropriations		Adjustments		Allotments		Adjustments		Current Year Obligations					Current Year Disbursements				Balances							
		Authorized Appropriations	(Transfer To/From, Modifications/ Augmentations)	Adjusted Appropriations	SARO	Unobligated	Transfer To	Transfer From	Adjusted Allotments	1st Quarter Ending March 31	2nd Quarter Ending June 30	3rd Quarter Ending September 30	4th Quarter Ending December 31	Total	1st Quarter Ending March 31	2nd Quarter Ending June 30	3rd Quarter Ending September 30	4th Quarter Ending December 31	Total	Unreleased Funds		Unpaid Obligations				
1	2	3	4	5=3+4	6	7	8	9=7+8	10	11=9+10	12	13	14	15	16=(12+13+14+15)	17	18	19	20	21=(17+18+19+20)	22=(5-1)	23=(6-7)	24	25		
Division of Higher Education Services	31010010020000	0.00	0.00	0.00	0.00	249,295.43	0.00	0.00	0.00	249,295.43	0.00	0.00	0.00	0.00	0.00	0.00	0.00	0.00	0.00	0.00	0.00	0.00	249,295.43	0.00	0.00	
MOOE		0.00	0.00	0.00	0.00	249,295.43	0.00	0.00	0.00	249,295.43	0.00	0.00	0.00	0.00	0.00	0.00	0.00	0.00	0.00	0.00	0.00	0.00	249,295.43	0.00	0.00	
Sub-Total Operations		0.00	0.00	0.00	0.00	249,295.43	0.00	0.00	0.00	249,295.43	0.00	0.00	0.00	0.00	0.00	0.00	0.00	0.00	0.00	0.00	0.00	0.00	249,295.43	0.00	0.00	
MOOE		0.00	0.00	0.00	0.00	249,295.43	0.00	0.00	0.00	249,295.43	0.00	0.00	0.00	0.00	0.00	0.00	0.00	0.00	0.00	0.00	0.00	0.00	249,295.43	0.00	0.00	
Sub-Total, I, Agency Specific Budget		0.00	0.00	0.00	0.00	2,880,716.61	0.00	0.00	0.00	2,880,716.61	12,387.58	0.00	0.00	0.00	12,387.58	12,387.58	0.00	0.00	0.00	0.00	0.00	0.00	0.00	2,868,329.03	0.00	0.00
MOOE		0.00	0.00	0.00	0.00	2,880,716.61	0.00	0.00	0.00	2,880,716.61	12,387.58	0.00	0.00	0.00	12,387.58	12,387.58	0.00	0.00	0.00	0.00	0.00	0.00	0.00	2,868,329.03	0.00	0.00
GRAND TOTAL		24,854,225.00	0.00	24,854,225.00	1,000,000.00	3,885,716.61	0.00	0.00	0.00	3,885,716.61	12,387.58	0.00	0.00	0.00	12,387.58	12,387.58	0.00	0.00	0.00	0.00	0.00	0.00	0.00	3,873,329.03	0.00	0.00
MOOE		24,854,225.00	0.00	24,854,225.00	1,000,000.00	3,885,716.61	0.00	0.00	0.00	3,885,716.61	12,387.58	0.00	0.00	0.00	12,387.58	12,387.58	0.00	0.00	0.00	0.00	0.00	0.00	0.00	3,873,329.03	0.00	0.00
Recapitulation by DO:																										
Unreleased Appropriations		24,854,225.00	0.00	24,854,225.00	1,000,000.00	0.00	0.00	0.00	0.00	1,000,000.00	0.00	0.00	0.00	0.00	0.00	0.00	0.00	0.00	0.00	0.00	0.00	0.00	0.00	23,854,225.00	1,000,000.00	0.00
HIGHER EDUCATION PROGRAMS		24,854,225.00	0.00	24,854,225.00	1,000,000.00	0.00	0.00	0.00	0.00	1,000,000.00	0.00	0.00	0.00	0.00	0.00	0.00	0.00	0.00	0.00	0.00	0.00	0.00	0.00	23,854,225.00	1,000,000.00	0.00
Unobligated Allotment		0.00	0.00	0.00	0.00	240,285.43	0.00	0.00	0.00	240,285.43	0.00	0.00	0.00	0.00	0.00	0.00	0.00	0.00	0.00	0.00	0.00	0.00	0.00	240,285.43	0.00	0.00
HIGHER EDUCATION PROGRAMS		0.00	0.00	0.00	0.00	240,285.43	0.00	0.00	0.00	240,285.43	0.00	0.00	0.00	0.00	0.00	0.00	0.00	0.00	0.00	0.00	0.00	0.00	0.00	240,285.43	0.00	0.00

Certified Correct:
 ROLAND RIE M. BASAAN
 Officer-in-Charge, Budget Office
 Date: Apr 27, 2020 1:32 AM

Certified Correct:

 Rolando Rie M. Basaan
 Officer-in-Charge, Budget Office
 Date: Apr 27, 2020 1:32 AM

Recommending Approval By:

 PROF. MARIK S. CRUZ, PH.D.
 Vice President for Administration and Finance
 Date: Apr 27, 2020 01:19 PM

Approved By:

 PROF. MARIK S. CRUZ, PH.D.
 Officer-in-Charge
 Date: Apr 27, 2020 01:20 PM