

SUMMARY OF APPROPRIATIONS, ALLOTMENTS, OBLIGATIONS, DISBURSEMENTS AND BALANCES BY OBJECT OF EXPENDITURES
As at the Quarter Ending March 31, 2026

Department : State Universities and Colleges (SUCs)
 Agency/Entity : National Aviation Academy of the Philippines
 Operating Unit : < not applicable >
 Organization Code (IACS) : 05 064 000000
 Fund Cluster : 01 - Regular Agency Fund

Current Year Appropriations
 Supplemental Appropriations
 Continuing Appropriations

(e.g. IACS Fund Cluster: 01-Regular Agency Fund, 02-Foreign Assisted Projects Fund, 03-Special Account-Locally Funded/Domestic Grants Fund, and 04-Special Account-Foreign Assisted/Foreign Grants Fund)

Particulars	IACS CODE	Appropriations					Allotments			Obligations				Disbursements				Balances					
		Authorized Appropriations	Adjustments (Transfer To/From, Modifications/ Augmentations)	Adjusted Appropriations	Allotments Received	Adjustments (Reductions, Modifications/ Augmentations)	Transfer To	Transfer From	Adjusted Allotments	1st Quarter Ending March 31	2nd Quarter Ending June 30	3rd Quarter Ending September 30	4th Quarter Ending December 31	Total	1st Quarter Ending March 31	2nd Quarter Ending June 30	3rd Quarter Ending September 30	4th Quarter Ending December 31	Total	Unreleased Appropriations	Unobligated Allotments	Due and Demandable	Not Yet Due and Demandable
1	2	3	4	5=(3+4)	6	7	8	9=(6+7-8)	10	11	12	13	14	15=(10+11+12+13+14)	16	17	18	19	20=(16+17+18+19)	21=(15-20)	22=(10-16)	23	24
SUMMARY		542,368,000.00	1,292,848.00	543,660,848.00	525,749,148.00	0.00	0.00	525,749,148.00	159,864,344.59	0.00	0.00	0.00	0.00	159,864,344.59	137,921,628.10	0.00	0.00	0.00	137,921,628.10	22,722,697.00	369,084,803.41	0.00	12,942,716.49
A. AGENCY SPECIFIC BUDGET		526,149,000.00	0.00	526,149,000.00	513,426,303.00	0.00	0.00	513,426,303.00	146,739,884.22	0.00	0.00	0.00	0.00	146,739,884.22	133,816,177.73	0.00	0.00	0.00	133,816,177.73	22,722,697.00	359,637,459.79	0.00	12,942,716.49
Personnel Services		200,785,000.00	0.00	200,785,000.00	190,072,303.00	0.00	0.00	190,072,303.00	41,465,105.24	0.00	0.00	0.00	0.00	41,465,105.24	41,465,105.24	0.00	0.00	0.00	41,465,105.24	10,722,697.00	148,607,107.76	0.00	0.00
Salaries and Wages		136,577,000.00	(1,792,000.00)	134,785,000.00	136,577,004.00	(1,792,000.00)	0.00	0.00	134,785,004.00	31,650,864.58	0.00	0.00	0.00	31,650,864.58	31,650,864.58	0.00	0.00	0.00	31,650,864.58	0.00	103,134,135.42	0.00	0.00
Salaries and Wages - Regular	5010101000	134,338,000.00	(1,792,000.00)	132,546,000.00	134,338,000.00	(1,792,000.00)	0.00	0.00	132,546,000.00	31,289,359.62	0.00	0.00	0.00	31,289,359.62	31,289,359.62	0.00	0.00	0.00	31,289,359.62	0.00	101,254,640.38	0.00	0.00
Basic Salary - Civilian	5010101001	134,338,000.00	(1,792,000.00)	132,546,000.00	134,338,000.00	(1,792,000.00)	0.00	0.00	132,546,000.00	31,289,359.62	0.00	0.00	0.00	31,289,359.62	31,289,359.62	0.00	0.00	0.00	31,289,359.62	0.00	101,254,640.38	0.00	0.00
Salaries and Wages - Casualty Impactual	5010101002	2,241,000.00	0.00	2,241,000.00	2,241,000.00	0.00	0.00	2,241,000.00	361,504.98	0.00	0.00	0.00	0.00	361,504.98	361,504.98	0.00	0.00	0.00	361,504.98	0.00	1,879,455.04	0.00	0.00
Other Compensation		35,427,000.00	21,000.00	35,448,000.00	35,427,000.00	21,000.00	0.00	35,448,000.00	3,445,056.81	0.00	0.00	0.00	0.00	3,445,056.81	3,445,056.81	0.00	0.00	0.00	3,445,056.81	0.00	32,022,043.13	0.00	0.00
Personal Economic Relief Allowance (PERA)	5012001000	6,264,000.00	0.00	6,264,000.00	6,264,000.00	0.00	0.00	6,264,000.00	1,521,545.47	0.00	0.00	0.00	0.00	1,521,545.47	1,521,545.47	0.00	0.00	0.00	1,521,545.47	0.00	4,732,454.53	0.00	0.00
PERA - Civilian	5012001001	6,264,000.00	0.00	6,264,000.00	6,264,000.00	0.00	0.00	6,264,000.00	1,521,545.47	0.00	0.00	0.00	0.00	1,521,545.47	1,521,545.47	0.00	0.00	0.00	1,521,545.47	0.00	4,732,454.53	0.00	0.00
Representative Allowance (RA)	5010202000	288,000.00	0.00	288,000.00	288,000.00	0.00	0.00	288,000.00	72,000.00	0.00	0.00	0.00	0.00	72,000.00	72,000.00	0.00	0.00	0.00	72,000.00	0.00	216,000.00	0.00	0.00
Transportation Allowance (TA)	5010203000	288,000.00	0.00	288,000.00	288,000.00	0.00	0.00	288,000.00	72,000.00	0.00	0.00	0.00	0.00	72,000.00	72,000.00	0.00	0.00	0.00	72,000.00	0.00	216,000.00	0.00	0.00
Transportation Allowance (TV)	5010203001	288,000.00	0.00	288,000.00	288,000.00	0.00	0.00	288,000.00	72,000.00	0.00	0.00	0.00	0.00	72,000.00	72,000.00	0.00	0.00	0.00	72,000.00	0.00	216,000.00	0.00	0.00
Clothing/Uniform Allowance	5010204000	1,827,000.00	21,000.00	1,848,000.00	1,827,000.00	21,000.00	0.00	1,848,000.00	1,764,000.00	0.00	0.00	0.00	0.00	1,764,000.00	1,764,000.00	0.00	0.00	0.00	1,764,000.00	0.00	84,000.00	0.00	0.00
Clothing/Uniform Allowance - Civilian	5010204001	1,827,000.00	21,000.00	1,848,000.00	1,827,000.00	21,000.00	0.00	1,848,000.00	1,764,000.00	0.00	0.00	0.00	0.00	1,764,000.00	1,764,000.00	0.00	0.00	0.00	1,764,000.00	0.00	84,000.00	0.00	0.00
Subsistence Allowance (SA)	5010205000	36,000.00	0.00	36,000.00	36,000.00	0.00	0.00	36,000.00	4,800.00	0.00	0.00	0.00	0.00	4,800.00	4,800.00	0.00	0.00	0.00	4,800.00	0.00	31,100.00	0.00	0.00
Subsistence Allowance - For on-Campus for Public Health Workers under RA 7428	5010205003	36,000.00	0.00	36,000.00	36,000.00	0.00	0.00	36,000.00	4,800.00	0.00	0.00	0.00	0.00	4,800.00	4,800.00	0.00	0.00	0.00	4,800.00	0.00	31,100.00	0.00	0.00
Laundry Allowance (LA)	5010206000	4,000.00	0.00	4,000.00	4,000.00	0.00	0.00	4,000.00	661.34	0.00	0.00	0.00	0.00	661.34	661.34	0.00	0.00	0.00	661.34	0.00	3,338.66	0.00	0.00
Laundry Allowance - Major Life Benefits for Public Health Workers under RA 7428	5010206004	4,000.00	0.00	4,000.00	4,000.00	0.00	0.00	4,000.00	661.34	0.00	0.00	0.00	0.00	661.34	661.34	0.00	0.00	0.00	661.34	0.00	3,338.66	0.00	0.00
Honoraria	5010210000	1,720,000.00	0.00	1,720,000.00	1,720,000.00	0.00	0.00	1,720,000.00	0.00	0.00	0.00	0.00	0.00	0.00	0.00	0.00	0.00	0.00	0.00	0.00	1,720,000.00	0.00	0.00
Honoraria - Civilian	5010210001	1,720,000.00	0.00	1,720,000.00	1,720,000.00	0.00	0.00	1,720,000.00	0.00	0.00	0.00	0.00	0.00	0.00	0.00	0.00	0.00	0.00	0.00	0.00	1,720,000.00	0.00	0.00
Year End Bonus	5010214000	11,195,000.00	0.00	11,195,000.00	11,195,000.00	0.00	0.00	11,195,000.00	0.00	0.00	0.00	0.00	0.00	0.00	0.00	0.00	0.00	0.00	0.00	0.00	11,195,000.00	0.00	0.00
Bonus - Civilian	5010214001	11,195,000.00	0.00	11,195,000.00	11,195,000.00	0.00	0.00	11,195,000.00	0.00	0.00	0.00	0.00	0.00	0.00	0.00	0.00	0.00	0.00	0.00	0.00	11,195,000.00	0.00	0.00
Cash Gift	5010215000	1,305,000.00	0.00	1,305,000.00	1,305,000.00	0.00	0.00	1,305,000.00	0.00	0.00	0.00	0.00	0.00	0.00	0.00	0.00	0.00	0.00	0.00	0.00	1,305,000.00	0.00	0.00
Cash Gift - Civilian	5010215001	1,305,000.00	0.00	1,305,000.00	1,305,000.00	0.00	0.00	1,305,000.00	0.00	0.00	0.00	0.00	0.00	0.00	0.00	0.00	0.00	0.00	0.00	0.00	1,305,000.00	0.00	0.00
Mid-Year Bonus - Civilian	5010215002	11,195,000.00	0.00	11,195,000.00	11,195,000.00	0.00	0.00	11,195,000.00	0.00	0.00	0.00	0.00	0.00	0.00	0.00	0.00	0.00	0.00	0.00	0.00	11,195,000.00	0.00	0.00
Mid-Year Bonus - Civilian	5010215001	11,195,000.00	0.00	11,195,000.00	11,195,000.00	0.00	0.00	11,195,000.00	0.00	0.00	0.00	0.00	0.00	0.00	0.00	0.00	0.00	0.00	0.00	0.00	11,195,000.00	0.00	0.00
Other Bonuses and Allowance	5010299000	1,305,000.00	0.00	1,305,000.00	1,305,000.00	0.00	0.00	1,305,000.00	0.00	0.00	0.00	0.00	0.00	0.00	0.00	0.00	0.00	0.00	0.00	0.00	1,305,000.00	0.00	0.00
Productivity Incentive (in kind) - Civilian	5010299012	1,305,000.00	0.00	1,305,000.00	1,305,000.00	0.00	0.00	1,305,000.00	0.00	0.00	0.00	0.00	0.00	0.00	0.00	0.00	0.00	0.00	0.00	0.00	1,305,000.00	0.00	0.00
Personal Benefit Contributions		4,211,000.00	0.00	4,211,000.00	4,211,000.00	0.00	0.00	4,211,000.00	1,009,826.63	0.00	0.00	0.00	0.00	1,009,826.63	1,009,826.63	0.00	0.00	0.00	1,009,826.63	0.00	3,201,173.37	0.00	0.00
Phil-IRIG Contributions	5010300000	627,000.00	0.00	627,000.00	627,000.00	0.00	0.00	627,000.00	153,200.00	0.00	0.00	0.00	0.00	153,200.00	153,200.00	0.00	0.00	0.00	153,200.00	0.00	473,800.00	0.00	0.00
Phil-IRIG - Civilian	5010300001	627,000.00	0.00	627,000.00	627,000.00	0.00	0.00	627,000.00	153,200.00	0.00	0.00	0.00	0.00	153,200.00	153,200.00	0.00	0.00	0.00	153,200.00	0.00	473,800.00	0.00	0.00
Phil-Health Contributions	5010303000	3,271,000.00	0.00	3,271,000.00	3,271,000.00	0.00	0.00	3,271,000.00	779,726.03	0.00	0.00	0.00	0.00	779,726.03	779,726.03	0.00	0.00	0.00	779,726.03	0.00	2,491,273.97	0.00	0.00
Phil-Health - Civilian	5010303001	3,271,000.00	0.00	3,271,000.00	3,271,000.00	0.00	0.00	3,271,000.00	779,726.03	0.00	0.00	0.00	0.00	779,726.03	779,726.03	0.00	0.00	0.00	779,726.03	0.00	2,491,273.97	0.00	0.00
Employees Compensation Insurance Premiums	5010304000	313,000.00	0.00	313,000.00	313,000.00	0.00	0.00	313,000.00	76,700.00	0.00	0.00	0.00	0.00	76,700.00	76,700.00	0.00	0.00	0.00	76,700.00	0.00	236,300.00	0.00	0.00
EDIP - Civilian	5010304001	313,000.00	0.00	313,000.00	313,000.00	0.00	0.00	313,000.00	76,700.00	0.00	0.00	0.00	0.00	76,700.00	76,700.00	0.00	0.00	0.00	76,700.00	0.00	236,300.00	0.00	0.00

Department : State Universities and Colleges (SUCs)
 Agency/Entity : National Aviation Academy of the Philippines
 Operating Unit : < not applicable >
 Organization Code (UACS) : 00 004 000000
 Fund Cluster : 01 - Regular Agency Fund

X Current Year Appropriations
 Supplemental Appropriations
 Continuing Appropriations

(e.g. UACS Fund Cluster: 01-Regular Agency Fund, 02-Foreign Assisted Projects Fund, 03-Special Account-Locally Funded/Domestic Grants Fund, and 04-Special Account-Foreign Assisted/Foreign Grants Fund)

Particulars	UACS CODE	Appropriations					Allotments		Obligations					Disbursements				Balances					
		Authorized Appropriations	Adjusted Appropriations (Transfer To/From, Modifications/Augmentations)	Adjusted Appropriations	Allotments Received	Adjustments (Reductions, Modifications/Augmentations)	Transfer To	Transfer From	Adjusted Allotments	1st Quarter Ending March 31	2nd Quarter Ending June 30	3rd Quarter Ending September 30	4th Quarter Ending December 31	Total	1st Quarter Ending March 31	2nd Quarter Ending June 30	3rd Quarter Ending September 30	4th Quarter Ending December 31	Total	Unreleased Appropriations	Unobligated Allotments	Unpaid Obligations (18-20)+(23+24)	
1	2	3	4	5=(3+4)	6	7	8	9	10=(8+(-7)+4-9)	11	12	13	14	15=(11+12+13+14)	16	17	18	19	20=(18+19+19+19)	21=(5-10)	22=(10-15)	23	24
Training Expenses	5220301000	1,300,000.00	0.00	1,300,000.00	1,300,000.00	0.00	0.00	0.00	1,300,000.00	239,856.93	0.00	0.00	0.00	239,856.93	76,656.93	0.00	0.00	0.00	76,656.93	0.00	1,060,143.07	0.00	163,200.00
Training Expenses	5220301002	1,300,000.00	0.00	1,300,000.00	1,300,000.00	0.00	0.00	0.00	1,300,000.00	239,856.93	0.00	0.00	0.00	239,856.93	76,656.93	0.00	0.00	0.00	76,656.93	0.00	1,060,143.07	0.00	163,200.00
Supplies and Materials Expenses		4,080,000.00	0.00	4,080,000.00	4,080,000.00	0.00	0.00	0.00	4,080,000.00	196,934.00	0.00	0.00	0.00	196,934.00	196,934.00	0.00	0.00	0.00	196,934.00	0.00	3,883,066.00	0.00	0.00
Office Supplies Expenses	5220301008	2,000,000.00	0.00	2,000,000.00	2,000,000.00	0.00	0.00	0.00	2,000,000.00	166,834.00	0.00	0.00	0.00	166,834.00	166,834.00	0.00	0.00	0.00	166,834.00	0.00	1,833,166.00	0.00	0.00
Office Supplies Expenses	5220301002	2,000,000.00	0.00	2,000,000.00	2,000,000.00	0.00	0.00	0.00	2,000,000.00	166,834.00	0.00	0.00	0.00	166,834.00	166,834.00	0.00	0.00	0.00	166,834.00	0.00	1,833,166.00	0.00	0.00
Accountable Forms Expenses	5220302003	80,000.00	0.00	80,000.00	80,000.00	0.00	0.00	0.00	80,000.00	0.00	0.00	0.00	0.00	0.00	0.00	0.00	0.00	0.00	0.00	0.00	80,000.00	0.00	0.00
Fuel Oil and Lubricants Expenses	5220308003	1,000,000.00	0.00	1,000,000.00	1,000,000.00	0.00	0.00	0.00	1,000,000.00	0.00	0.00	0.00	0.00	0.00	0.00	0.00	0.00	0.00	0.00	0.00	1,000,000.00	0.00	0.00
Other Supplies and Materials Expenses	5220308000	1,000,000.00	0.00	1,000,000.00	1,000,000.00	0.00	0.00	0.00	1,000,000.00	0.00	0.00	0.00	0.00	0.00	0.00	0.00	0.00	0.00	0.00	0.00	1,000,000.00	0.00	0.00
Utility Expenses		16,500,000.00	0.00	16,500,000.00	16,500,000.00	0.00	0.00	0.00	16,500,000.00	2,315,643.59	0.00	0.00	0.00	2,315,643.59	2,315,643.59	0.00	0.00	0.00	2,315,643.59	0.00	6,184,356.41	0.00	0.00
Water Expenses	5220401000	6,000,000.00	0.00	6,000,000.00	6,000,000.00	0.00	0.00	0.00	6,000,000.00	836,648.75	0.00	0.00	0.00	836,648.75	836,648.75	0.00	0.00	0.00	836,648.75	0.00	4,163,351.25	0.00	0.00
Electricity Expenses	5220402000	5,500,000.00	0.00	5,500,000.00	5,500,000.00	0.00	0.00	0.00	5,500,000.00	1,478,994.84	0.00	0.00	0.00	1,478,994.84	1,478,994.84	0.00	0.00	0.00	1,478,994.84	0.00	4,021,005.16	0.00	0.00
Communication Expenses		1,100,000.00	0.00	1,100,000.00	1,100,000.00	0.00	0.00	0.00	1,100,000.00	0.00	0.00	0.00	0.00	0.00	0.00	0.00	0.00	0.00	0.00	0.00	1,100,000.00	0.00	0.00
Postage and Courier Services	5220501000	50,000.00	0.00	50,000.00	50,000.00	0.00	0.00	0.00	50,000.00	0.00	0.00	0.00	0.00	0.00	0.00	0.00	0.00	0.00	0.00	0.00	50,000.00	0.00	0.00
Telephone Expenses	5220502000	700,000.00	0.00	700,000.00	700,000.00	0.00	0.00	0.00	700,000.00	0.00	0.00	0.00	0.00	0.00	0.00	0.00	0.00	0.00	0.00	0.00	700,000.00	0.00	0.00
Mobile	5220502001	500,000.00	0.00	500,000.00	500,000.00	0.00	0.00	0.00	500,000.00	0.00	0.00	0.00	0.00	0.00	0.00	0.00	0.00	0.00	0.00	0.00	500,000.00	0.00	0.00
Landline	5220502002	200,000.00	0.00	200,000.00	200,000.00	0.00	0.00	0.00	200,000.00	0.00	0.00	0.00	0.00	0.00	0.00	0.00	0.00	0.00	0.00	0.00	200,000.00	0.00	0.00
Internet Subscription Expenses	5220503000	350,000.00	0.00	350,000.00	350,000.00	0.00	0.00	0.00	350,000.00	0.00	0.00	0.00	0.00	0.00	0.00	0.00	0.00	0.00	0.00	0.00	350,000.00	0.00	0.00
Confidential, Intelligence and Extraordinary		120,000.00	0.00	120,000.00	120,000.00	0.00	0.00	0.00	120,000.00	0.00	0.00	0.00	0.00	0.00	0.00	0.00	0.00	0.00	0.00	0.00	120,000.00	0.00	0.00
Extraordinary and Miscellaneous Expenses	5221203000	120,000.00	0.00	120,000.00	120,000.00	0.00	0.00	0.00	120,000.00	0.00	0.00	0.00	0.00	0.00	0.00	0.00	0.00	0.00	0.00	0.00	120,000.00	0.00	0.00
Professional Services		100,000.00	0.00	100,000.00	100,000.00	0.00	0.00	0.00	100,000.00	0.00	0.00	0.00	0.00	0.00	0.00	0.00	0.00	0.00	0.00	0.00	100,000.00	0.00	0.00
Auditing Services	5221102000	100,000.00	0.00	100,000.00	100,000.00	0.00	0.00	0.00	100,000.00	0.00	0.00	0.00	0.00	0.00	0.00	0.00	0.00	0.00	0.00	0.00	100,000.00	0.00	0.00
General Services		27,500,000.00	0.00	27,500,000.00	27,500,000.00	0.00	0.00	0.00	27,500,000.00	16,864,296.46	0.00	0.00	0.00	16,864,296.46	4,469,238.97	0.00	0.00	0.00	4,469,238.97	0.00	10,935,761.04	0.00	13,165,056.49
Janitorial Services	5221202000	12,500,000.00	0.00	12,500,000.00	12,500,000.00	0.00	0.00	0.00	12,500,000.00	1,892,748.69	0.00	0.00	0.00	1,892,748.69	1,892,748.69	0.00	0.00	0.00	1,892,748.69	0.00	10,607,251.31	0.00	0.00
Security Services	5221203000	15,000,000.00	0.00	15,000,000.00	15,000,000.00	0.00	0.00	0.00	15,000,000.00	14,871,547.77	0.00	0.00	0.00	14,871,547.77	2,516,493.28	0.00	0.00	0.00	2,516,493.28	0.00	328,562.23	0.00	12,157,056.49
Repairs and Maintenance		2,778,000.00	0.00	2,778,000.00	2,778,000.00	0.00	0.00	0.00	2,778,000.00	0.00	0.00	0.00	0.00	0.00	0.00	0.00	0.00	0.00	0.00	0.00	2,778,000.00	0.00	0.00
Repairs and Maintenance - Buildings and Other	5221304000	1,323,000.00	0.00	1,323,000.00	1,323,000.00	0.00	0.00	0.00	1,323,000.00	0.00	0.00	0.00	0.00	0.00	0.00	0.00	0.00	0.00	0.00	0.00	1,323,000.00	0.00	0.00
School Buildings	5221304002	1,323,000.00	0.00	1,323,000.00	1,323,000.00	0.00	0.00	0.00	1,323,000.00	0.00	0.00	0.00	0.00	0.00	0.00	0.00	0.00	0.00	0.00	0.00	1,323,000.00	0.00	0.00
Repairs and Maintenance - Machinery and	5221305000	550,000.00	0.00	550,000.00	550,000.00	0.00	0.00	0.00	550,000.00	0.00	0.00	0.00	0.00	0.00	0.00	0.00	0.00	0.00	0.00	0.00	550,000.00	0.00	0.00
Office Equipment	5221305002	550,000.00	0.00	550,000.00	550,000.00	0.00	0.00	0.00	550,000.00	0.00	0.00	0.00	0.00	0.00	0.00	0.00	0.00	0.00	0.00	0.00	550,000.00	0.00	0.00
Repairs and Maintenance - Transportation	5221306000	1,205,000.00	0.00	1,205,000.00	1,205,000.00	0.00	0.00	0.00	1,205,000.00	0.00	0.00	0.00	0.00	0.00	0.00	0.00	0.00	0.00	0.00	0.00	1,205,000.00	0.00	0.00
Motor Vehicles	5221306001	600,000.00	0.00	600,000.00	600,000.00	0.00	0.00	0.00	600,000.00	0.00	0.00	0.00	0.00	0.00	0.00	0.00	0.00	0.00	0.00	0.00	600,000.00	0.00	0.00
Aircrafts and Aircrafts Ground Equipment	5221306003	600,000.00	0.00	600,000.00	600,000.00	0.00	0.00	0.00	600,000.00	0.00	0.00	0.00	0.00	0.00	0.00	0.00	0.00	0.00	0.00	0.00	600,000.00	0.00	0.00
Financial Assistance/Benefits		213,323,000.00	0.00	213,323,000.00	213,323,000.00	0.00	0.00	0.00	213,323,000.00	84,706,090.00	0.00	0.00	0.00	84,706,090.00	84,706,090.00	0.00	0.00	0.00	84,706,090.00	0.00	128,616,910.00	0.00	0.00
Subsides - Other	5221409000	213,323,000.00	0.00	213,323,000.00	213,323,000.00	0.00	0.00	0.00	213,323,000.00	84,706,090.00	0.00	0.00	0.00	84,706,090.00	84,706,090.00	0.00	0.00	0.00	84,706,090.00	0.00	128,616,910.00	0.00	0.00
Taxes, Insurance Premiums and Other Fees		650,000.00	0.00	650,000.00	650,000.00	0.00	0.00	0.00	650,000.00	288,375.00	0.00	0.00	0.00	288,375.00	288,375.00	0.00	0.00	0.00	288,375.00	0.00	361,625.00	0.00	0.00
Taxes, Duties and Licenses	5221501000	150,000.00	0.00	150,000.00	150,000.00	0.00	0.00	0.00	150,000.00	0.00	0.00	0.00	0.00	0.00	0.00	0.00	0.00	0.00	0.00	0.00	150,000.00	0.00	0.00
Taxes, Duties and Licenses	5221501001	150,000.00	0.00	150,000.00	150,000.00	0.00	0.00	0.00	150,000.00	0.00	0.00	0.00	0.00	0.00	0.00	0.00	0.00	0.00	0.00	0.00	150,000.00	0.00	0.00
Fidelity Bond Premiums	5221502000	500,000.00	0.00	500,000.00	500,000.00	0.00	0.00	0.00	500,000.00	288,375.00	0.00	0.00	0.00	288,375.00	288,375.00	0.00	0.00	0.00	288,375.00	0.00	211,625.00	0.00	0.00
Other Maintenance and Operating Expenses		1,763,000.00	0.00	1,763,000.00	1,763,000.00	0.00	0.00	0.00	1,763,000.00	982,440.00</													

GRAND TOTAL 642,269,080.00 1,202,846.00 943,471,846.00 520,749,148.00 0.00 0.00 0.00 520,749,148.00 100,864,344.99 0.00 0.00 0.00 100,864,344.99 137,521,628.10 0.00 0.00 0.00 137,521,628.10 23,722,697.00 369,884,803.41 0.00 12,942,716.49


Certified Correct:

ROLAND REI M. ILANGAI
Officer in Charge, Budget Office
Date: Apr 27, 2026 1:32 AM




Certified Correct:

ARTURO S. PATINO, CPA
Head, Accounting Office
Date: Apr 27, 2026 11:12 AM




Recommended/Approved By:

PROF. MARINA M. SULLA CRUZ, PhD
Vice President for Administration and Finance
Date: Apr 27, 2026 09:57 AM



Approved By:

DR. MARINA M. SULLA CRUZ
Officer in Charge
Date: Apr 27, 2026 01:20 PM



SUMMARY OF APPROPRIATIONS, ALLOTMENTS, OBLIGATIONS, DISBURSEMENTS AND BALANCES BY OBJECT OF EXPENDITURES
As at the Quarter Ending March 31, 2026

Department : State Universities and Colleges (SUCs)
 Agency/Entity : National Aviation Academy of the Philippines
 Operating Unit : < not applicable >
 Organization Code (UACS) : 08 004 0000000
 Fund Cluster : 01 - Regular Agency Fund
 (e.g. UACS Fund Cluster: 01-Regular Agency Fund, 02-Foreign Assisted/Projects Fund, 03-Special Account-Locally Funded/Domestic Grants Fund, and 04-Special Account-Foreign Assisted/Foreign Grants Fund)

X
 Current Year Appropriations
 Supplemental Appropriations
 Continuing Appropriations

Particulars	UACS CODE	Appropriations			Allotments			Obligations					Disbursements				Balances							
		Authorized Appropriations	Adjustments (Transfer To/From, Modifications, Augmentations)	Adjusted Appropriations	SARO	Unbudgeted	Adjustments (Reductions, Modifications, Augmentations)	Transfer To	Transfer From	Adjusted Allotments	1st Quarter Ending March 31	2nd Quarter Ending June 31	3rd Quarter Ending September 30	4th Quarter Ending December 31	Total	1st Quarter Ending March 31	2nd Quarter Ending June 30	3rd Quarter Ending September 30	4th Quarter Ending December 31	Total	Unreleased Appropriations	Unobligated Allotments	Unpaid Obligations (16-21)+(24-25)	Due and Demandable
1	2	3	4	5	6	7	8	9	10	11	12	13	14	15	16	17	18	19	20	21	22	23	24	25
SUMMARY		24,554,225.00	0.00	24,554,225.00	1,000,000.00	2,393,716.61	0.00	0.00	0.00	3,590,716.61	12,387.58	0.00	0.00	0.00	12,387.58	12,387.58	0.00	0.00	0.00	12,387.58	23,554,225.00	3,958,329.63	0.00	0.00
Unreleased Appropriations		24,554,225.00	0.00	24,554,225.00	1,000,000.00	0.00	0.00	0.00	0.00	1,000,000.00	0.00	0.00	0.00	0.00	0.00	0.00	0.00	0.00	0.00	0.00	23,554,225.00	1,000,000.00	0.00	0.00
L AGENCY SPECIFIC BUDGET		24,554,225.00	0.00	24,554,225.00	1,000,000.00	0.00	0.00	0.00	0.00	1,000,000.00	0.00	0.00	0.00	0.00	0.00	0.00	0.00	0.00	0.00	0.00	23,554,225.00	1,000,000.00	0.00	0.00
Maintenance and Other Operating Expenses		24,554,225.00	0.00	24,554,225.00	1,000,000.00	0.00	0.00	0.00	0.00	1,000,000.00	0.00	0.00	0.00	0.00	0.00	0.00	0.00	0.00	0.00	0.00	23,554,225.00	1,000,000.00	0.00	0.00
Financial Assistance/Subsidy		24,554,225.00	0.00	24,554,225.00	1,000,000.00	0.00	0.00	0.00	0.00	1,000,000.00	0.00	0.00	0.00	0.00	0.00	0.00	0.00	0.00	0.00	0.00	23,554,225.00	1,000,000.00	0.00	0.00
Subvies - Other	502149500	24,554,225.00	0.00	24,554,225.00	1,000,000.00	0.00	0.00	0.00	0.00	1,000,000.00	0.00	0.00	0.00	0.00	0.00	0.00	0.00	0.00	0.00	0.00	23,554,225.00	1,000,000.00	0.00	0.00
Unobligated Allotment		0.00	0.00	0.00	0.00	2,393,716.61	0.00	0.00	0.00	2,393,716.61	12,387.58	0.00	0.00	0.00	12,387.58	12,387.58	0.00	0.00	0.00	12,387.58	0.00	2,381,329.03	4.00	0.00
L AGENCY SPECIFIC BUDGET		0.00	0.00	0.00	0.00	2,393,716.61	0.00	0.00	0.00	2,393,716.61	12,387.58	0.00	0.00	0.00	12,387.58	12,387.58	0.00	0.00	0.00	12,387.58	0.00	2,381,329.03	4.00	0.00
Maintenance and Other Operating Expenses		0.00	0.00	0.00	0.00	2,393,716.61	0.00	0.00	0.00	2,393,716.61	12,387.58	0.00	0.00	0.00	12,387.58	12,387.58	0.00	0.00	0.00	12,387.58	0.00	2,381,329.03	4.00	0.00
Traveling Expenses		0.00	0.00	0.00	0.00	808,513.89	0.00	0.00	0.00	808,513.89	12,387.58	0.00	0.00	0.00	12,387.58	12,387.58	0.00	0.00	0.00	12,387.58	0.00	786,126.31	0.00	0.00
Traveling Expenses - Local	502010100	0.00	0.00	0.00	0.00	808,513.89	0.00	0.00	0.00	808,513.89	12,387.58	0.00	0.00	0.00	12,387.58	12,387.58	0.00	0.00	0.00	12,387.58	0.00	786,126.31	0.00	0.00
Traveling and Scholarship Expenses		0.00	0.00	0.00	0.00	746,203.45	0.00	0.00	0.00	746,203.45	0.00	0.00	0.00	0.00	0.00	0.00	0.00	0.00	0.00	0.00	746,203.45	0.00	0.00	0.00
Traveling Expenses	502201000	0.00	0.00	0.00	0.00	746,203.45	0.00	0.00	0.00	746,203.45	0.00	0.00	0.00	0.00	0.00	0.00	0.00	0.00	0.00	0.00	746,203.45	0.00	0.00	0.00
Supplies and Materials Expense		0.00	0.00	0.00	0.00	51,047.90	0.00	0.00	0.00	51,047.90	0.00	0.00	0.00	0.00	0.00	0.00	0.00	0.00	0.00	0.00	51,047.90	0.00	0.00	0.00
Office Supplies Expense	500301000	0.00	0.00	0.00	0.00	51,047.90	0.00	0.00	0.00	51,047.90	0.00	0.00	0.00	0.00	0.00	0.00	0.00	0.00	0.00	0.00	51,047.90	0.00	0.00	0.00
Office Supplies Expense	500301002	0.00	0.00	0.00	0.00	51,047.90	0.00	0.00	0.00	51,047.90	0.00	0.00	0.00	0.00	0.00	0.00	0.00	0.00	0.00	0.00	51,047.90	0.00	0.00	0.00
Utility Expenses		0.00	0.00	0.00	0.00	240,285.43	0.00	0.00	0.00	240,285.43	0.00	0.00	0.00	0.00	0.00	0.00	0.00	0.00	0.00	0.00	240,285.43	0.00	0.00	0.00
Electricity Expenses	502042000	0.00	0.00	0.00	0.00	240,285.43	0.00	0.00	0.00	240,285.43	0.00	0.00	0.00	0.00	0.00	0.00	0.00	0.00	0.00	0.00	240,285.43	0.00	0.00	0.00
Confidential, Intelligence and Extraordinary		0.00	0.00	0.00	0.00	0.44	0.00	0.00	0.00	0.44	0.00	0.00	0.00	0.00	0.00	0.00	0.00	0.00	0.00	0.00	0.44	0.00	0.00	0.00
Extraordinary and Miscellaneous Expenses	502100300	0.00	0.00	0.00	0.00	0.44	0.00	0.00	0.00	0.44	0.00	0.00	0.00	0.00	0.00	0.00	0.00	0.00	0.00	0.00	0.44	0.00	0.00	0.00
General Services		0.00	0.00	0.00	0.00	862,287.74	0.00	0.00	0.00	862,287.74	0.00	0.00	0.00	0.00	0.00	0.00	0.00	0.00	0.00	0.00	862,287.74	0.00	0.00	0.00
Janitorial Services	502100500	0.00	0.00	0.00	0.00	862,287.74	0.00	0.00	0.00	862,287.74	0.00	0.00	0.00	0.00	0.00	0.00	0.00	0.00	0.00	0.00	862,287.74	0.00	0.00	0.00
Taxes, Insurances Premiums and Other Fees		0.00	0.00	0.00	0.00	130,377.76	0.00	0.00	0.00	130,377.76	0.00	0.00	0.00	0.00	0.00	0.00	0.00	0.00	0.00	0.00	130,377.76	0.00	0.00	0.00
Fidelity Bond Premiums	502152000	0.00	0.00	0.00	0.00	130,377.76	0.00	0.00	0.00	130,377.76	0.00	0.00	0.00	0.00	0.00	0.00	0.00	0.00	0.00	0.00	130,377.76	0.00	0.00	0.00
Other Maintenance and Operating Expenses		0.00	0.00	0.00	0.00	50,000.00	0.00	0.00	0.00	50,000.00	0.00	0.00	0.00	0.00	0.00	0.00	0.00	0.00	0.00	0.00	50,000.00	0.00	0.00	0.00
Rent/Lease Expenses	502098000	0.00	0.00	0.00	0.00	50,000.00	0.00	0.00	0.00	50,000.00	0.00	0.00	0.00	0.00	0.00	0.00	0.00	0.00	0.00	0.00	50,000.00	0.00	0.00	0.00
Rents - Building and Structure	502005001	0.00	0.00	0.00	0.00	40,000.00	0.00	0.00	0.00	40,000.00	0.00	0.00	0.00	0.00	0.00	0.00	0.00	0.00	0.00	0.00	40,000.00	0.00	0.00	0.00
Rents - Motor Vehicles	502095003	0.00	0.00	0.00	0.00	10,000.00	0.00	0.00	0.00	10,000.00	0.00	0.00	0.00	0.00	0.00	0.00	0.00	0.00	0.00	0.00	10,000.00	0.00	0.00	0.00
GRAND TOTAL		24,554,225.00	0.00	24,554,225.00	1,000,000.00	2,393,716.61	0.00	0.00	0.00	3,590,716.61	12,387.58	0.00	0.00	0.00	12,387.58	12,387.58	0.00	0.00	0.00	12,387.58	23,554,225.00	3,958,329.63	4.00	0.00

Certified Correct:

 ROLAND REIM ILAGAN
 Office-in-Charge, Budget Office
 Date: April 27, 2026 11:32 AM

Certified Correct:

 LUCIO MTA, JR.
 Head, Accounting Office
 Date: April 27, 2026 11:32 AM

Received:

 PRO. MARISSA DELA CRUZ
 Vice President for Administration and Finance
 Date: April 27, 2026 11:32 AM

Approved By:

 DR. MARISSA DELA CRUZ
 Office-in-Charge
 Date: April 27, 2026 01:20 PM